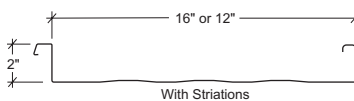
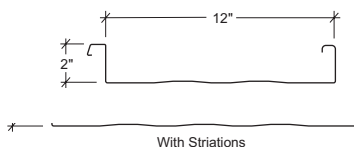





STANDING SEAM METAL ROOFING

BATTENLOK[®] HS

BattenLok[®] HS is a mechanically field seamed, high strength structural standing seam roof system. The panels have a 2" tall vertical seam and are available in both 12-inch and 16-inch widths. BattenLok[®] HS can be installed directly over purlins or bar joists, is capable of transitioning from roof to fascia and does not require a solid substructure for support.



Features and Benefits:

- Low and high clips are available to allow for various thicknesses of insulation to be installed between the panels and purlins.
- Heavier gauges, striations, embossing and installation over a solid deck minimize oil canning.
- Numerous UL 580 Construction rating are available, as well as UL 790, Class A for external fire, numerous roof assemblies for UL 263 for internal fire and the UL 2218 Class 4 impact rating.
- BattenLok[®] HS carries Florida approval rating.

Product Specifications

- **Applications:** Roof
- **Coverage Widths:** 12", 16"
- **Minimum Slope:** ½:12
- **Panel Attachment:** Concealed Fastening System; Low, High (fixed or floating), Utility (no insulation clearance)
- **Gauges:** 24 (standard); 22 (optional)
- **Finishes:** Smooth or Embossed; with Striations or Striations and Pencil Ribs
- **Coatings:** Galvalume Plus[®], Signature[®] 200, Signature[®] 300, Signature[®] 300 Metallic



BATTENLOK[®] HS

STANDING SEAM METAL ROOFING

CATEGORY	CHARACTERISTIC	TEST METHOD	PURPOSE	RESULT
ENVIRONMENTAL	Air Leakage Through Roof Panel Joints	ASTM E1680	Determines the air leakage characteristics of metal roof panels under specified air pressure differences at ambient conditions	0.016 cfm/ft ² at 1.57 psf static pressure 0.025 cfm/ft ² at 6.24 psf static pressure
	Water Penetration Through Roof Panel Joints	ASTM E1646	Determines the resistance to water penetration of metal roof panels under uniform static air pressure difference	No uncontrolled water penetration through the panel joints at a static pressure of 20.00 psf
	Impact Resistance	UL 2218	Determines Impact Resistance of prepared Roof Covering Materials	Class 4 Rating
FIRE RESISTANCE	Room Fire Performance	UL 790	Standard for Standard Test Methods for Fire Tests of Roof Coverings	See Class A Fire Rating Data Sheet
	Room Fire Performance	UL 263	Standard for Fire Tests of Building Construction and Materials. Requires installation over a non-combustible substrate to qualify for Class A rating. Installation over a combustible substrate qualifies for Class C rating.	For use in Design Nos. P225, P227, P230, P237, P265, P268, P508, P510, P512, P701, P711, P720, P722, P726, P731, P734, P801, P815, P819.
STRUCTURAL	Uplift Resistance	ASTM E 1592	Provides a standard procedure to evaluate or confirm structural performance under uniform static air pressure difference	See Load Chart Section
	Gravity Loads	AISI S100	North American Specification for the Design of Cold-Formed Steel Structural Members	See Section Properties and Allowable Load Table Section
ROOF LISTINGS	Roof Performance Underwriters Laboratories Laboratories	UL 580	Determines the uplift resistance of roof assemblies consisting of the roof and roof coverings materials	Class 90 Rating - Construction Number 90, 176, 180, 238B, 437, 449, 451, 452 and 487.
	Roof Performance Florida Approval	ASTM E 1592 FM 4471 UL 790	Florida product approval is the approval of products and systems, which comprise the building envelope and structural frame, for compliance with the structural requirements of the Florida Building Code.	See FL# 11819.2
	Roof Performance - Texas Department of Insurance	ASTM E 1592	TWIA provides windstorm and hail insurance in areas exposed to hurricanes and currently provides windstorm and hail coverage in the following 14 "first tier" Texas coastal counties: Aransas, Brazoria, Calhoun, Cameron, Chambers, Galveston, Jefferson, Kenedy, Kleberg, Matagorda, Nueces, Refugio, San Patricio and Willacy.	See RC-24

Descriptions and specifications contained herein were in effect at the time this publication was approved for printing. In a continuing effort to refine and improve products, MBCI reserves the right to discontinue products at any time or change specifications and/or designs without incurring obligation. To ensure you have the latest information available, please inquire or visit our website at mbci.com. Application details are for illustration purposes only and may not be appropriate for all environmental conditions, building designs or panel profiles. Projects should be designed to conform to applicable building codes, regulations and accepted industry practices. If there is a conflict between this manual and project erection drawings, the erection drawings will take precedence.

© 2023 MBCI[®], part of Cornerstone Building Brands, Inc. ALL RIGHTS RESERVED. 0706209991127/RevB/MS/0123

