



SSR Systems Pricing Guide





Panels

Ultra-Dek®/Double-Lok® 24"	2
Ultra-Dek/Double-Lok 18"	4
Ultra-Dek®/Double-Lok® 18"	5
BattenLok® HS 16"	6
BattenLok® HS 12"	8
Curved BattenLok® 16"	10
SuperLok® 16"	12
SuperLok® 12"	14

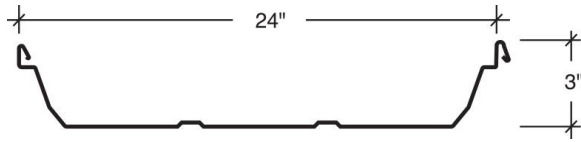
Accessories

LiteFrame	16
Clips	18
Eave Plates	21
Rake Supports	26
Valley Support Plates	28
Ridge/Hip Support Plates	30
Back-Up Plates	31
Closures	32
Tape Sealer	34
Dekstrip	35
Flexible Membrane	35
Double Faced Tape	36
Thermal Spacers	36
Tube Sealant	37
Reflective Insulation	37
Bearing Plates	38
Utility Clamps/Wind Clamps	38
Ultra-Dek Spacer Tool	41
Ultra-Dek Shaping Tool	41
Ultra-Dek Unseaming Tool	41
BattenLok HS/SuperLok Hemming Tool/Rib Locker	42
Roof Hugger	42
Touch-up Paint	44
Vent Material	44
Continuous Vents and Hardware	44
Light Transmitting Panels	46
Flat Sheets	48
Coils	50

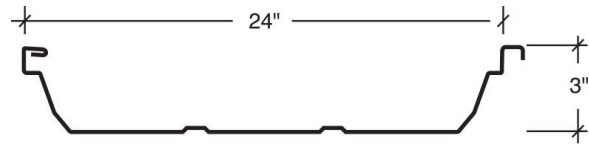
Trim

All Trim	51
----------	----

Ultra-Dek®/Double-Lok® 24"



Ultra-Dek®

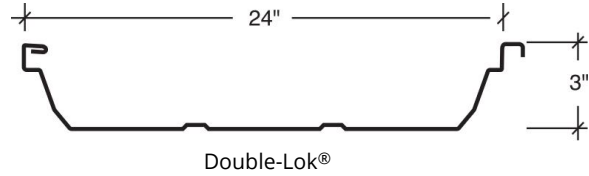
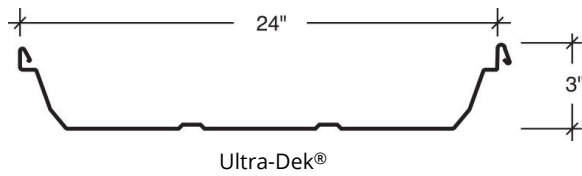


Double-Lok®

NUMBER OF SQUARE FEET PER PANEL

	0"	1"	2"	3"	4"	5"	6"	7"	8"	9"	10"	11"
1 FT.	2.00	2.17	2.33	2.50	2.66	2.83	3.00	3.16	3.33	3.49	3.66	3.83
2 FT.	4.00	4.17	4.33	4.50	4.66	4.83	5.00	5.16	5.33	5.49	5.66	5.83
3 FT.	6.00	6.17	6.33	6.50	6.66	6.83	7.00	7.16	7.33	7.49	7.66	7.83
4 FT.	8.00	8.17	8.33	8.50	8.66	8.83	9.00	9.16	9.33	9.49	9.66	9.83
5 FT.	10.00	10.17	10.33	10.50	10.66	10.83	11.00	11.16	11.33	11.49	11.66	11.83
6 FT.	12.00	12.17	12.33	12.50	12.66	12.83	13.00	13.16	13.33	13.49	13.66	13.83
7 FT.	14.00	14.17	14.33	14.50	14.66	14.83	15.00	15.16	15.33	15.49	15.66	15.83
8 FT.	16.00	16.17	16.33	16.50	16.66	16.83	17.00	17.16	17.33	17.49	17.66	17.83
9 FT.	18.00	18.17	18.33	18.50	18.66	18.83	19.00	19.16	19.33	19.49	19.66	19.83
10 FT.	20.00	20.17	20.33	20.50	20.66	20.83	21.00	21.16	21.33	21.49	21.66	21.83
11 FT.	22.00	22.17	22.33	22.50	22.66	22.83	23.00	23.16	23.33	23.49	23.66	23.83
12 FT.	24.00	24.17	24.33	24.50	24.66	24.83	25.00	25.16	25.33	25.49	25.66	25.83
13 FT.	26.00	26.17	26.33	26.50	26.66	26.83	27.00	27.16	27.33	27.49	27.66	27.83
14 FT.	28.00	28.17	28.33	28.50	28.66	28.83	29.00	29.16	29.33	29.49	29.66	29.83
15 FT.	30.00	30.17	30.33	30.50	30.66	30.83	31.00	31.16	31.33	31.49	31.66	31.83
16 FT.	32.00	32.17	32.33	32.50	32.66	32.83	33.00	33.16	33.33	33.49	33.66	33.83
17 FT.	34.00	34.17	34.33	34.50	34.66	34.83	35.00	35.16	35.33	35.49	35.66	35.83
18 FT.	36.00	36.17	36.33	36.50	36.66	36.83	37.00	37.16	37.33	37.49	37.66	37.83
19 FT.	38.00	38.17	38.33	38.50	38.66	38.83	39.00	39.16	39.33	39.49	39.66	39.83
20 FT.	40.00	40.17	40.33	40.50	40.66	40.83	41.00	41.16	41.33	41.49	41.66	41.83
21 FT.	42.00	42.17	42.33	42.50	42.66	42.83	43.00	43.16	43.33	43.49	43.66	43.83
22 FT.	44.00	44.17	44.33	44.50	44.66	44.83	45.00	45.16	45.33	45.49	45.66	45.83
23 FT.	46.00	46.17	46.33	46.50	46.66	46.83	47.00	47.16	47.33	47.49	47.66	47.83
24 FT.	48.00	48.17	48.33	48.50	48.66	48.83	49.00	49.16	49.33	49.49	49.66	49.83
25 FT.	50.00	50.17	50.33	50.50	50.66	50.83	51.00	51.16	51.33	51.49	51.66	51.83
26 FT.	52.00	52.17	52.33	52.50	52.66	52.83	53.00	53.16	53.33	53.49	53.66	53.83
27 FT.	54.00	54.17	54.33	54.50	54.66	54.83	55.00	55.16	55.33	55.49	55.66	55.83
28 FT.	56.00	56.17	56.33	56.50	56.66	56.83	57.00	57.16	57.33	57.49	57.66	57.83
29 FT.	58.00	58.17	58.33	58.50	58.66	58.83	59.00	59.16	59.33	59.49	59.66	59.83
30 FT.	60.00	60.17	60.33	60.50	60.66	60.83	61.00	61.16	61.33	61.49	61.66	61.83
31 FT.	62.00	62.17	62.33	62.50	62.66	62.83	63.00	63.16	63.33	63.49	63.66	63.83
32 FT.	64.00	64.17	64.33	64.50	64.66	64.83	65.00	65.16	65.33	65.49	65.66	65.83
33 FT.	66.00	66.17	66.33	66.50	66.66	66.83	67.00	67.16	67.33	67.49	67.66	67.83
34 FT.	68.00	68.17	68.33	68.50	68.66	68.83	69.00	69.16	69.33	69.49	69.66	69.83
35 FT.	70.00	70.17	70.33	70.50	70.66	70.83	71.00	71.16	71.33	71.49	71.66	71.83
36 FT.	72.00	72.17	72.33	72.50	72.66	72.83	73.00	73.16	73.33	73.49	73.66	73.83
37 FT.	74.00	74.17	74.33	74.50	74.66	74.83	75.00	75.16	75.33	75.49	75.66	75.83
38 FT.	76.00	76.17	76.33	76.50	76.66	76.83	77.00	77.16	77.33	77.49	77.66	77.83
39 FT.	78.00	78.17	78.33	78.50	78.66	78.83	79.00	79.16	79.33	79.49	79.66	79.83
40 FT.	80.00	80.17	80.33	80.50	80.66	80.83	81.00	81.16	81.33	81.49	81.66	81.83

Ultra-Dek®/Double-Lok® 24"



DESCRIPTION					PRICED PER SQUARE
GAUGE	COVERAGE	YIELD (PSI)	WEIGHT PER SQ.	FINISH*	PRICE
26	24"	50,000	97#	Galvalume Plus® α	Please Inquire
26	24"	50,000	97#	Signature® 200	Please Inquire
24	24"	50,000	122#	Galvalume Plus® α	✓
24	24"	50,000	122#	Signature® 200	✓
24	24"	50,000	122#	Signature® 300	✓
24	24"	50,000	122#	Signature® 300 Metallic	Please Inquire
22	24"	50,000	155#	Galvalume Plus® α	Please Inquire
22	24"	50,000	155#	Signature® 200	Please Inquire
22	24"	50,000	155#	Signature® 300	Please Inquire
22	24"	50,000	155#	Signature® 300 Metallic	Please Inquire

* See application Color Chart for available colors for each material gauge. Minimum quantities may be required.

α The Galvalume Plus coating is subject to variances in spangle from coil to coil which may result in noticeable shade variation in installed panels. The Galvalume Plus coating is also subject to differential weathering after panel installation. Panels may appear to be different shades due to this weathering characteristic. If a consistent appearance is required, recommends that pre-painted panels be used in lieu of Galvalume Plus. Shade variation in panels manufactured from Galvalume Plus coated material do not diminish the structural integrity of the product. These shade variations should be anticipated and are not a cause for rejection.

Consult the ULTRA-DEK® OR DOUBLE-LOK® TECHNICAL/ERECTION MANUAL for proper product application, design details and other product information.

Panel Pricing:

1. All panel pricing is based on net coverage (see chart).
2. Use a 18" wide panel for termination for odd footage buildings.
3. Add \$8.00 per square for embossing.
4. For short panel lengths, add \$3.70 per panel for panels 4'-0" in length and shorter.
(Panels less than 4'-0" cannot be prepunched and notched)
5. See Pages 18 - 21 for clip selection.
6. **Double-Lok® requires the Field Seaming Kit to field form panel side laps.**

Packaging Cost:

1. Maximum 25 panels per Ultra-Dek® bundle, 20 panels per Double-Lok® bundle.
2. Standard Packaging
3. Galvalume Plus® panels - banded w/cardboard rings 8'-0" O.C. \$0.30 per linear foot of bundle (\$15.50 min.)
 - a. Painted panels - Microfoam interleaving, waterproof paper, banded w/cardboard rings \$1.30 per linear foot (\$65.00 min.)
 - b. Waterproof paper add to Standard Packaging on Galvalume Plus panels \$0.50 per linear foot of bundle (\$25.00 min.)
4. Export Packaging -Totally wood crated Special Order- Please inquire

Delivery:

1. 26 and 24 gauge - Galvalume Plus® and White Contact your local Customer Service Representative for lead times.
2. All other available gauges and colors Contact your local Customer Service Representative for lead times.

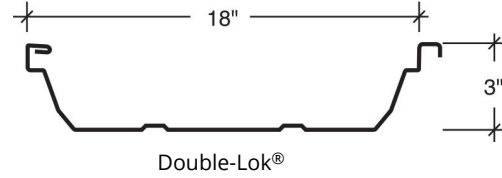
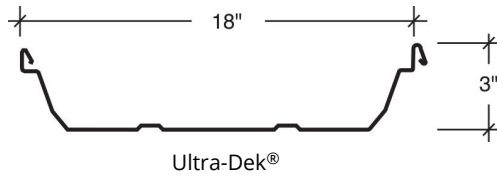
Notes:

1. All panels are factory notched and prepunched at both ends unless specified otherwise.
2. All panels have factory applied sealant.
3. Panels over 40'-0" or under 5'-0" Please inquire

INSPECTION DISCLAIMER

Always inspect each and every panel and all accessories before installation. Never install any product if its quality is in question. Notify immediately if any product is believed to be out of tolerance, specification or has been damaged during shipment.

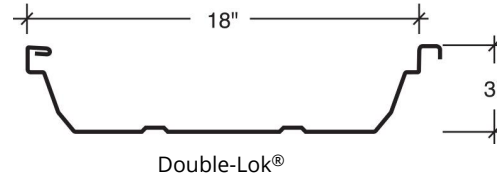
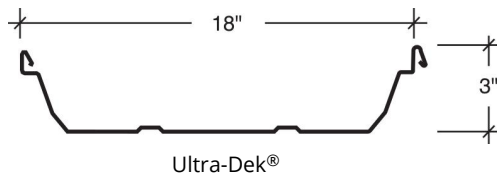
Ultra-Dek®/Double-Lok® 18"



NUMBER OF SQUARE FEET PER PANEL

	0"	1"	2"	3"	4"	5"	6"	7"	8"	9"	10"	11"
1 FT.	1.50	1.63	1.75	1.88	2.00	2.13	2.25	2.38	2.50	2.63	2.75	2.88
2 FT.	3.00	3.13	3.25	3.38	3.50	3.63	3.75	3.88	4.00	4.13	4.25	4.38
3 FT.	4.50	4.63	4.75	4.88	5.00	5.13	5.25	5.38	5.50	5.63	5.75	5.88
4 FT.	6.00	6.13	6.25	6.38	6.50	6.63	6.75	6.88	7.00	7.13	7.25	7.38
5 FT.	7.50	7.63	7.75	7.88	8.00	8.13	8.25	8.38	8.50	8.63	8.75	8.88
6 FT.	9.00	9.13	9.25	9.38	9.50	9.63	9.75	9.88	10.00	10.13	10.25	10.38
7 FT.	10.50	10.63	10.75	10.88	11.00	11.13	11.25	11.38	11.50	11.63	11.75	11.88
8 FT.	12.00	12.13	12.25	12.38	12.50	12.63	12.75	12.88	13.00	13.13	13.25	13.38
9 FT.	13.50	13.63	13.75	13.88	14.00	14.13	14.25	14.38	14.50	14.63	14.75	14.88
10 FT.	15.00	15.13	15.25	15.38	15.50	15.63	15.75	15.88	16.00	16.13	16.25	16.38
11 FT.	16.50	16.63	16.75	16.88	17.00	17.13	17.25	17.38	17.50	17.63	17.75	17.88
12 FT.	18.00	18.13	18.25	18.38	18.50	18.63	18.75	18.88	19.00	19.13	19.25	19.38
13 FT.	19.50	19.63	19.75	19.88	20.00	20.13	20.25	20.38	20.50	20.63	20.75	20.88
14 FT.	21.00	21.13	21.25	21.38	21.50	21.63	21.75	21.88	22.00	22.13	22.25	22.38
15 FT.	22.50	22.63	22.75	22.88	23.00	23.13	23.25	23.38	23.50	23.63	23.75	23.88
16 FT.	24.00	24.13	24.25	24.38	24.50	24.63	24.75	24.88	25.00	25.13	25.25	25.38
17 FT.	25.50	25.63	25.75	25.88	26.00	26.13	26.25	26.38	26.50	26.63	26.75	26.88
18 FT.	27.00	27.13	27.25	27.38	27.50	27.63	27.75	27.88	28.00	28.13	28.25	28.38
19 FT.	28.50	28.63	28.75	28.88	29.00	29.13	29.25	29.38	29.50	29.63	29.75	29.88
20 FT.	30.00	30.13	30.25	30.38	30.50	30.63	30.75	30.88	31.00	31.13	31.25	31.38
21 FT.	31.50	31.63	31.75	31.88	32.00	32.13	32.25	32.38	32.50	32.63	32.75	32.88
22 FT.	33.00	33.13	33.25	33.38	33.50	33.63	33.75	33.88	34.00	34.13	34.25	34.38
23 FT.	34.50	34.63	34.75	34.88	35.00	35.13	35.25	35.38	35.50	35.63	35.75	35.88
24 FT.	36.00	36.13	36.25	36.38	36.50	36.63	36.75	36.88	37.00	37.13	37.25	37.38
25 FT.	37.50	37.63	37.75	37.88	38.00	38.13	38.25	38.38	38.50	38.63	38.75	38.88
26 FT.	39.00	39.13	39.25	39.38	39.50	39.63	39.75	39.88	40.00	40.13	40.25	40.38
27 FT.	40.50	40.63	40.75	40.88	41.00	41.13	41.25	41.38	41.50	41.63	41.75	41.88
28 FT.	42.00	42.13	42.25	42.38	42.50	42.63	42.75	42.88	43.00	43.13	43.25	43.38
29 FT.	43.50	43.63	43.75	43.88	44.00	44.13	44.25	44.38	44.50	44.63	44.75	44.88
30 FT.	45.00	45.13	45.25	45.38	45.50	45.63	45.75	45.88	46.00	46.13	46.25	46.38
31 FT.	46.50	46.63	46.75	46.88	47.00	47.13	47.25	47.38	47.50	47.63	47.75	47.88
32 FT.	48.00	48.13	48.25	48.38	48.50	48.63	48.75	48.88	49.00	49.13	49.25	49.38
33 FT.	49.50	49.63	49.75	49.88	50.00	50.13	50.25	50.38	50.50	50.63	50.75	50.88
34 FT.	51.00	51.13	51.25	51.38	51.50	51.63	51.75	51.88	52.00	52.13	52.25	52.38
35 FT.	52.50	52.63	52.75	52.88	53.00	53.13	53.25	53.38	53.50	53.63	53.75	53.88
36 FT.	54.00	54.13	54.25	54.38	54.50	54.63	54.75	54.88	55.00	55.13	55.25	55.38
37 FT.	55.50	55.63	55.75	55.88	56.00	56.13	56.25	56.38	56.50	56.63	56.75	56.88
38 FT.	57.00	57.13	57.25	57.38	57.50	57.63	57.75	57.88	58.00	58.13	58.25	58.38
39 FT.	58.50	58.63	58.75	58.88	59.00	59.13	59.25	59.38	59.50	59.63	59.75	59.88
40 FT.	60.00	60.13	60.25	60.38	60.50	60.63	60.75	60.88	61.00	61.13	61.25	61.38

Ultra-Dek®/Double-Lok® 18"



DESCRIPTION					PRICED PER SQUARE
GAUGE	COVERAGE	YIELD (PSI)	WEIGHT PER SQ.	FINISH*	PRICE
26	18"	50,000	104#	Galvalume Plus® α	✓
26	18"	50,000	104#	Signature® 200	Please Inquire
24	18"	50,000	130#	Galvalume Plus® α	✓
24	18"	50,000	130#	Signature® 200	✓
24	18"	50,000	130#	Signature® 300	✓
24	18"	50,000	130#	Signature® 300 Metallic	Please Inquire
22	18"	50,000	165#	Galvalume Plus® α	Please Inquire
22	18"	50,000	165#	Signature® 200	Please Inquire
22	18"	50,000	165#	Signature® 300	Please Inquire
22	18"	50,000	165#	Signature® 300 Metallic	Please Inquire

* See application Color Chart for available colors for each material gauge. Minimum quantities may be required.

α The Galvalume Plus coating is subject to variances in spangle from coil to coil which may result in noticeable shade variation in installed panels. The Galvalume Plus coating is also subject to differential weathering after panel installation. Panels may appear to be different shades due to this weathering characteristic. If a consistent appearance is required, recommends that pre-painted panels be used in lieu of Galvalume Plus. Shade variation in panels manufactured from Galvalume Plus coated material do not diminish the structural integrity of the product. These shade variations should be anticipated and are not a cause for rejection.

Consult the ULTRA-DEK® OR DOUBLE-LOK® TECHNICAL/ERECTION MANUAL for proper product application, design details and other product information.

Panel Pricing:

- All panel pricing is based on net coverage (see chart).
- Minimum quantities may be required for certain panel gauges and/or colors. Please Inquire.
- Add \$8.00 per square for embossing.
- For short panel lengths, add \$3.70 per panel for panels 4'-0" in length or shorter.
(Panels less than 4'-0" cannot be prepunched and notched)
- See Pages 18 - 21 for clip selection.
- Double-Lok® requires the Field Seaming Kit to field form panel side laps.**

Packaging Cost:

- Maximum 25 panels per Ultra-Dek® bundle, 20 panels per Double-Lok® bundle.
- Standard Packaging
 - Galvalume Plus® panels - banded w/cardboard rings 8'-0" O.C. \$0.30 per linear foot of bundle (\$15.50 min.)
 - Painted panels - Microfoam interleaving, waterproof paper, banded w/cardboard rings \$1.30 per linear foot (\$65.00 min.)
- Waterproof paper add to Standard Packaging on Galvalume Plus panels \$0.50 per linear foot of bundle (\$25.00 min.)
- Export Packaging -Totally wood crated Special Order- Please inquire

Delivery:

- 26 and 24 gauge - Galvalume Plus® and WhiteContact your local Customer Service Representative for lead times.
- All other available gauges and colorsContact your local Customer Service Representative for lead times.

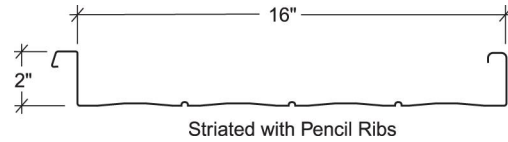
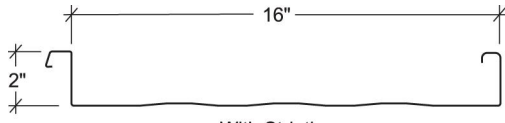
Notes:

- All panels are factory notched and prepunched at both ends unless specified otherwise.
- All panels have factory applied sealant.
- Panels over 40'-0" or under 5'-0"Please inquire
- 22 gauge Double-Lok® panels cannot be embossed due to seaming considerations.

INSPECTION DISCLAIMER

Always inspect each and every panel and all accessories before installation. Never install any product if its quality is in question. Notify immediately if any product is believed to be out of tolerance, specification or has been damaged during shipment.

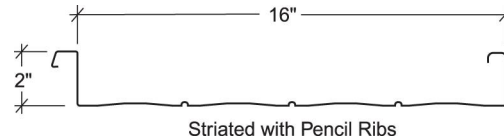
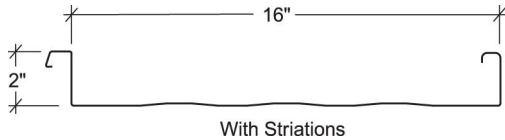
BattenLok® HS 16"



NUMBER OF SQUARE FEET PER PANEL

	0"	1"	2"	3"	4"	5"	6"	7"	8"	9"	10"	11"
1 FT.	1.33	1.44	1.56	1.67	1.78	1.89	2.00	2.11	2.23	2.34	2.45	2.56
2 FT.	2.67	2.78	2.89	3.00	3.11	3.22	3.34	3.45	3.56	3.67	3.78	3.89
3 FT.	4.00	4.11	4.22	4.33	4.45	4.56	4.67	4.78	4.89	5.00	5.11	5.23
4 FT.	5.33	5.44	5.56	5.67	5.78	5.89	6.00	6.11	6.23	6.34	6.45	6.56
5 FT.	6.67	6.78	6.89	7.00	7.11	7.22	7.34	7.45	7.56	7.67	7.78	7.89
6 FT.	8.00	8.11	8.22	8.33	8.45	8.56	8.67	8.78	8.89	9.00	9.11	9.23
7 FT.	9.33	9.44	9.56	9.67	9.78	9.89	10.00	10.11	10.23	10.34	10.45	10.56
8 FT.	10.67	10.78	10.89	11.00	11.11	11.22	11.34	11.45	11.56	11.67	11.78	11.89
9 FT.	12.00	12.11	12.22	12.33	12.45	12.56	12.67	12.78	12.89	13.00	13.11	13.23
10 FT.	13.33	13.44	13.56	13.67	13.78	13.89	14.00	14.11	14.22	14.34	14.45	14.56
11 FT.	14.67	14.78	14.89	15.00	15.11	15.22	15.34	15.45	15.56	15.67	15.78	15.89
12 FT.	16.00	16.11	16.22	16.33	16.45	16.56	16.67	16.78	16.89	17.00	17.11	17.23
13 FT.	17.33	17.44	17.56	17.67	17.78	17.89	18.00	18.11	18.22	18.34	18.45	18.56
14 FT.	18.67	18.78	18.89	19.00	19.11	19.22	19.34	19.45	19.56	19.67	19.78	19.89
15 FT.	20.00	20.11	20.22	20.33	20.45	20.56	20.67	20.78	20.89	21.00	21.11	21.23
16 FT.	21.33	21.44	21.56	21.67	21.78	21.89	22.00	22.11	22.22	22.34	22.45	22.56
17 FT.	22.67	22.78	22.89	23.00	23.11	23.22	23.34	23.45	23.56	23.67	23.78	23.89
18 FT.	24.00	24.11	24.22	24.33	24.45	24.56	24.67	24.78	24.89	25.00	25.11	25.23
19 FT.	25.33	25.44	25.56	25.67	25.78	25.89	26.00	26.11	26.22	26.34	26.45	26.56
20 FT.	26.67	26.78	26.89	27.00	27.11	27.22	27.33	27.45	27.56	27.67	27.78	27.89
21 FT.	28.00	28.11	28.22	28.33	28.45	28.56	28.67	28.78	28.89	29.00	29.11	29.23
22 FT.	29.33	29.44	29.56	29.67	29.78	29.89	30.00	30.11	30.22	30.34	30.45	30.56
23 FT.	30.67	30.78	30.89	31.00	31.11	31.22	31.33	31.45	31.56	31.67	31.78	31.89
24 FT.	32.00	32.11	32.22	32.33	32.45	32.56	32.67	32.78	32.89	33.00	33.11	33.23
25 FT.	33.33	33.44	33.56	33.67	33.78	33.89	34.00	34.11	34.22	34.34	34.45	34.56
26 FT.	34.67	34.78	34.89	35.00	35.11	35.22	35.33	35.45	35.56	35.67	35.78	35.89
27 FT.	36.00	36.11	36.22	36.33	36.45	36.56	36.67	36.78	36.89	37.00	37.11	37.23
28 FT.	37.33	37.44	37.56	37.67	37.78	37.89	38.00	38.11	38.33	38.34	38.45	38.56
29 FT.	38.67	38.78	38.89	39.00	39.11	39.22	39.33	39.45	39.56	39.67	39.78	39.89
30 FT.	40.00	40.11	40.22	40.33	40.44	40.56	40.67	40.78	40.89	41.00	41.11	41.23
31 FT.	41.33	41.44	41.56	41.67	41.78	41.89	42.00	42.11	42.22	42.34	42.45	42.56
32 FT.	42.67	42.78	42.89	43.00	43.11	43.22	43.33	43.45	43.56	43.67	43.78	43.89
33 FT.	44.00	44.11	44.22	44.33	44.44	44.56	44.67	44.78	44.89	45.00	45.11	45.23
34 FT.	45.33	45.44	45.56	45.67	45.78	45.89	46.00	46.11	46.22	46.34	46.45	46.56
35 FT.	46.67	46.78	46.89	47.00	47.11	47.22	47.33	47.45	47.56	47.67	47.78	47.89
36 FT.	48.00	48.11	48.22	48.33	48.44	48.56	48.67	48.78	48.89	49.00	49.11	49.23
37 FT.	49.33	49.44	49.56	49.67	49.78	49.89	50.00	50.11	50.22	50.34	50.45	50.56
38 FT.	50.67	50.78	50.89	51.00	51.11	51.22	51.33	51.45	51.56	51.67	51.78	51.89
39 FT.	52.00	52.11	52.22	52.33	52.44	52.56	52.67	52.78	52.89	53.00	53.11	53.23
40 FT.	53.33	53.44	53.55	53.67	53.78	53.89	54.00	54.11	54.22	54.34	54.45	54.56

BattenLok® HS 16"



DESCRIPTION					PRICED PER SQUARE
GAUGE	COVERAGE	YIELD (PSI)	WEIGHT PER SQ.	FINISH*	PRICE
24	16"	50,000	136#	Galvalume Plus® α	✓
24	16"	50,000	136#	Signature® 200	✓
24	16"	50,000	136#	Signature® 300	✓
24	16"	50,000	136#	Signature® 300 Metallic	Please Inquire
22	16"	50,000	173#	Galvalume Plus® α	Please Inquire
22	16"	50,000	173#	Signature® 200	Please Inquire
22	16"	50,000	173#	Signature® 300	Please Inquire
22	16"	50,000	173#	Signature® 300 Metallic	Please Inquire

* See application Color Chart for available colors for each material gauge. Minimum quantities may be required.

α The Galvalume Plus coating is subject to variances in spangle from coil to coil which may result in noticeable shade variation in installed panels. The Galvalume Plus coating is also subject to differential weathering after panel installation. Panels may appear to be different shades due to this weathering characteristic. If a consistent appearance is required, recommends that pre-painted panels be used in lieu of Galvalume Plus. Shade variation in panels manufactured from Galvalume Plus coated material do not diminish the structural integrity of the product. These shade variations should be anticipated and are not a cause for rejection.

Consult the **BATTENLOK® HS DESIGN/INSTALLATION INFORMATION MANUAL** for proper product application, design details and other product information.

Panel Pricing:

- All panel pricing is based on net coverage.
- Minimum quantities may be required for certain panel gauges and/or colors. Please Inquire.
- For short panel lengths, add \$3.70 per panel for panels 4'-0" in length and shorter.
- Panels must be specified as: "Striated", "Striated with Pencil Ribs" or "Non-Striated". No charge for striations.
- Add \$8.00 per square for embossing.
- Panels must be specified as "blank" (no endlaps), "eave", "mid" or "peak" (when endlaps are required). (Panels specified as eave, mid, or peak must be a minimum of 4'-0" long)
- All prices include standard packaging.
- See Pages 18 - 19 for clip selection.
- For panels without mastic in the sidelap, deduct: \$4.75 per square.
- No charge for swaging (required at endlaps).
- Panel endlaps are factory notched, swaged and prepunched.
- BattenLok® HS requires the Field Seaming Kit to field form panel side laps.**

Packaging Cost:

- 20 Panels per bundle
- Standard packaging: block and band.
- LTL shipments require plywood crating.
- Plywood crating:Add \$17.05 per square - \$200.00 minimum.
- Special packaging: Please inquire.

Delivery:

- 24 gauge - stocked colors.....Contact your local Customer Service Representative for lead times.
- Other gauges, colors and metalsContact your local Customer Service Representative for lead times.

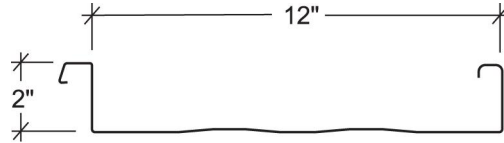
Notes:

- All panels - lengths over 40'-0"Approximately 10 working days
- Standard will include light striations. If non-striated panels are required, customer must specify in writing on order.**
- Heavier gauges, narrower widths, striations and embossing may minimize oil canning.**
- Panel lengths 4'-0" or less do not have factory applied mastic.**

INSPECTION DISCLAIMER

Always inspect each and every panel and all accessories before installation. Never install any product if its quality is in question. Notify immediately if any product is believed to be out of tolerance, specification or has been damaged during shipment.

BattenLok® HS 12"

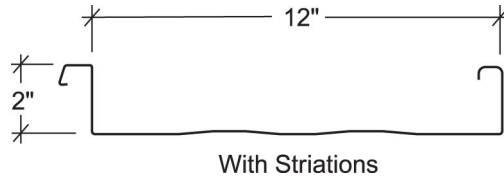


With Striations

NUMBER OF SQUARE FEET PER PANEL

	0"	1"	2"	3"	4"	5"	6"	7"	8"	9"	10"	11"
1 FT.	1.00	1.08	1.17	1.25	1.34	1.42	1.50	1.59	1.67	1.75	1.84	1.92
2 FT.	2.00	2.08	2.17	2.25	2.34	2.42	2.50	2.59	2.67	2.75	2.84	2.92
3 FT.	3.00	3.08	3.17	3.25	3.34	3.42	3.50	3.59	3.67	3.75	3.84	3.92
4 FT.	4.00	4.08	4.17	4.25	4.34	4.42	4.50	4.59	4.67	4.75	4.84	4.92
5 FT.	5.00	5.08	5.17	5.25	5.34	5.42	5.50	5.59	5.67	5.75	5.84	5.92
6 FT.	6.00	6.08	6.17	6.25	6.34	6.42	6.50	6.59	6.67	6.75	6.84	6.92
7 FT.	7.00	7.08	7.17	7.25	7.34	7.42	7.50	7.59	7.67	7.75	7.84	7.92
8 FT.	8.00	8.08	8.17	8.25	8.34	8.42	8.50	8.59	8.67	8.75	8.84	8.92
9 FT.	9.00	9.08	9.17	9.25	9.34	9.42	9.50	9.59	9.67	9.75	9.84	9.92
10 FT.	10.00	10.08	10.17	10.25	10.34	10.42	10.50	10.59	10.67	10.75	10.84	10.92
11 FT.	11.00	11.08	11.17	11.25	11.34	11.42	11.50	11.59	11.67	11.75	11.84	11.92
12 FT.	12.00	12.08	12.17	12.25	12.34	12.42	12.50	12.59	12.67	12.75	12.84	12.92
13 FT.	13.00	13.08	13.17	13.25	13.34	13.42	13.50	13.59	13.67	13.75	13.84	13.92
14 FT.	14.00	14.08	14.17	14.25	14.34	14.42	14.50	14.59	14.67	14.75	14.84	14.92
15 FT.	15.00	15.08	15.17	15.25	15.34	15.42	15.50	15.59	15.67	15.75	15.84	15.92
16 FT.	16.00	16.08	16.17	16.25	16.34	16.42	16.50	16.59	16.67	16.75	16.84	16.92
17 FT.	17.00	17.08	17.17	17.25	17.34	17.42	17.50	17.59	17.67	17.75	17.84	17.92
18 FT.	18.00	18.08	18.17	18.25	18.34	18.42	18.50	18.59	18.67	18.75	18.84	18.92
19 FT.	19.00	19.08	19.17	19.25	19.34	19.42	19.50	19.59	19.67	19.75	19.84	19.92
20 FT.	20.00	20.08	20.17	20.25	20.34	20.42	20.50	20.59	20.67	20.75	20.84	20.92
21 FT.	21.00	21.08	21.17	21.25	21.34	21.42	21.50	21.59	21.67	21.75	21.84	21.92
22 FT.	22.00	22.08	22.17	22.25	22.34	22.42	22.50	22.59	22.67	22.75	22.84	22.92
23 FT.	23.00	23.08	23.17	23.25	23.34	23.42	23.50	23.59	23.67	23.75	23.84	23.92
24 FT.	24.00	24.08	24.17	24.25	24.34	24.42	24.50	24.59	24.67	24.75	24.84	24.92
25 FT.	25.00	25.08	25.17	25.25	25.34	25.42	25.50	25.59	25.67	25.75	25.84	25.92
26 FT.	26.00	26.08	26.17	26.25	26.34	26.42	26.50	26.59	26.67	26.75	26.84	26.92
27 FT.	27.00	27.08	27.17	27.25	27.34	27.42	27.50	27.59	27.67	27.75	27.84	27.92
28 FT.	28.00	28.08	28.17	28.25	28.34	28.42	28.50	28.59	28.67	28.75	28.84	28.92
29 FT.	29.00	29.08	29.17	29.25	29.34	29.42	29.50	29.59	29.67	29.75	29.84	29.92
30 FT.	30.00	30.08	30.17	30.25	30.34	30.42	30.50	30.59	30.67	30.75	30.84	30.92
31 FT.	31.00	31.08	31.17	31.25	31.34	31.42	31.50	31.59	31.67	31.75	31.84	31.92
32 FT.	32.00	32.08	32.17	32.25	32.34	32.42	32.50	32.59	32.67	32.75	32.84	32.92
33 FT.	33.00	33.08	33.17	33.25	33.34	33.42	33.50	33.59	33.67	33.75	33.84	33.92
34 FT.	34.00	34.08	34.17	34.25	34.34	34.42	34.50	34.59	34.67	34.75	34.84	34.92
35 FT.	35.00	35.08	35.17	35.25	35.34	35.42	35.50	35.59	35.67	35.75	35.84	35.92
36 FT.	36.00	36.08	36.17	36.25	36.34	36.42	36.50	36.59	36.67	36.75	36.84	36.92
37 FT.	37.00	37.08	37.17	37.25	37.34	37.42	37.50	37.59	37.67	37.75	37.84	37.92
38 FT.	38.00	38.08	38.17	38.25	38.34	38.42	38.50	38.59	38.67	38.75	38.84	38.92
39 FT.	39.00	39.08	39.17	39.25	39.34	39.42	39.50	39.59	39.67	39.75	39.84	39.92
40 FT.	40.00	40.08	40.17	40.25	40.34	40.42	40.50	40.59	40.67	40.75	40.84	40.92

BattenLok® HS 12"



DESCRIPTION					PRICED PER SQUARE
GAUGE	COVERAGE	YIELD (PSI)	WEIGHT PER SQ.	FINISH*	PRICE
24	12"	50,000	149#	Galvalume Plus® α	✓
24	12"	50,000	149#	Signature® 200	✓
24	12"	50,000	149#	Signature® 300	✓
24	12"	50,000	149#	Signature® 300 Metallic	Please Inquire
22	12"	50,000	189#	Galvalume Plus® α	Please Inquire
22	12"	50,000	189#	Signature® 200	Please Inquire
22	12"	50,000	189#	Signature® 300	Please Inquire
22	12"	50,000	189#	Signature® 300 Metallic	Please Inquire

* See application Color Chart for available colors for each material gauge. Minimum quantities may be required.

α The Galvalume Plus coating is subject to variances in spangle from coil to coil which may result in noticeable shade variation in installed panels. The Galvalume Plus coating is also subject to differential weathering after panel installation. Panels may appear to be different shades due to this weathering characteristic. If a consistent appearance is required, recommends that pre-painted panels be used in lieu of Galvalume Plus. Shade variation in panels manufactured from Galvalume Plus coated material do not diminish the structural integrity of the product. These shade variations should be anticipated and are not a cause for rejection.

Consult the BATTENLOK® HS DESIGN/INSTALLATION INFORMATION MANUAL for proper product application, design details and other product information.

Panel Pricing:

1. All panel pricing is based on net coverage.
2. For short panel lengths, add \$3.70 per panel for panels 4'-0" in length and shorter.
3. Panels must be specified as "Striated" or "Non-Striated". No charge for striations.
4. Add \$8.00 per square for embossing.
5. Panels must be specified as "blank" (no endlaps), "eave", "mid" or "peak" (when endlaps are required). (Panels specified as eave, mid, or peak must be a minimum of 4'-0" long)
6. All prices include standard packaging.
7. See Pages 18 - 19 for clip selection.
8. For panels without mastic in the sidelap, deduct: \$6.30 per square.
9. No charge for swaging (required at endlaps).
10. Panel endlaps are factory notched and swaged. **Panels are not prepunched.**
11. **BattenLok® HS requires the Field Seaming Kit to field form panel side laps.**

Packaging Cost:

1. 20 Panels per bundle
2. Standard packaging: block and band.
3. LTL shipments require plywood crating.
4. Plywood crating:Add \$17.05 per square - \$200.00 minimum.
5. Special packaging: Please inquire.

Delivery:

1. 24 gauge - stocked colorsContact your local Customer Service Representative for lead times.
2. Other gauges, colors and metalsContact your local Customer Service Representative for lead times.

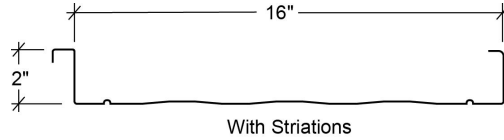
Notes:

1. All panels - lengths over 40'-0"Approximately 10 working days
2. **Standard will include light striations. If non-striated panels are required, customer must specify in writing on order.**
3. **Heavier gauges, narrower widths, striations and embossing may minimize oil canning.**
4. **Panel lengths 4'-0" or less do not have factory applied mastic.**

INSPECTION DISCLAIMER

Always inspect each and every panel and all accessories before installation. Never install any product if its quality is in question. Notify immediately if any product is believed to be out of tolerance, specification or has been damaged during shipment.

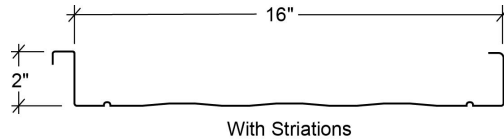
Curved BattenLok® 16"



NUMBER OF SQUARE FEET PER PANEL

	0"	1"	2"	3"	4"	5"	6"	7"	8"	9"	10"	11"
1 FT.	1.33	1.44	1.56	1.67	1.78	1.89	2.00	2.11	2.23	2.34	2.45	2.56
2 FT.	2.67	2.78	2.89	3.00	3.11	3.22	3.34	3.45	3.56	3.67	3.78	3.89
3 FT.	4.00	4.11	4.22	4.33	4.45	4.56	4.67	4.78	4.89	5.00	5.11	5.23
4 FT.	5.33	5.44	5.56	5.67	5.78	5.89	6.00	6.11	6.23	6.34	6.45	6.56
5 FT.	6.67	6.78	6.89	7.00	7.11	7.22	7.34	7.45	7.56	7.67	7.78	7.89
6 FT.	8.00	8.11	8.22	8.33	8.45	8.56	8.67	8.78	8.89	9.00	9.11	9.23
7 FT.	9.33	9.44	9.56	9.67	9.78	9.89	10.00	10.11	10.23	10.34	10.45	10.56
8 FT.	10.67	10.78	10.89	11.00	11.11	11.22	11.34	11.45	11.56	11.67	11.78	11.89
9 FT.	12.00	12.11	12.22	12.33	12.45	12.56	12.67	12.78	12.89	13.00	13.11	13.23
10 FT.	13.33	13.44	13.56	13.67	13.78	13.89	14.00	14.11	14.22	14.34	14.45	14.56
11 FT.	14.67	14.78	14.89	15.00	15.11	15.22	15.34	15.45	15.56	15.67	15.78	15.89
12 FT.	16.00	16.11	16.22	16.33	16.45	16.56	16.67	16.78	16.89	17.00	17.11	17.23
13 FT.	17.33	17.44	17.56	17.67	17.78	17.89	18.00	18.11	18.22	18.34	18.45	18.56
14 FT.	18.67	18.78	18.89	19.00	19.11	19.22	19.34	19.45	19.56	19.67	19.78	19.89
15 FT.	20.00	20.11	20.22	20.33	20.45	20.56	20.67	20.78	20.89	21.00	21.11	21.23
16 FT.	21.33	21.44	21.56	21.67	21.78	21.89	22.00	22.11	22.22	22.34	22.45	22.56
17 FT.	22.67	22.78	22.89	23.00	23.11	23.22	23.34	23.45	23.56	23.67	23.78	23.89
18 FT.	24.00	24.11	24.22	24.33	24.45	24.56	24.67	24.78	24.89	25.00	25.11	25.23
19 FT.	25.33	25.44	25.56	25.67	25.78	25.89	26.00	26.11	26.22	26.34	26.45	26.56
20 FT.	26.67	26.78	26.89	27.00	27.11	27.22	27.33	27.45	27.56	27.67	27.78	27.89
21 FT.	28.00	28.11	28.22	28.33	28.45	28.56	28.67	28.78	28.89	29.00	29.11	29.23
22 FT.	29.33	29.44	29.56	29.67	29.78	29.89	30.00	30.11	30.22	30.34	30.45	30.56
23 FT.	30.67	30.78	30.89	31.00	31.11	31.22	31.33	31.45	31.56	31.67	31.78	31.89
24 FT.	32.00	32.11	32.22	32.33	32.45	32.56	32.67	32.78	32.89	33.00	33.11	33.23
25 FT.	33.33	33.44	33.56	33.67	33.78	33.89	34.00	34.11	34.22	34.34	34.45	34.56
26 FT.	34.67	34.78	34.89	35.00	35.11	35.22	35.33	35.45	35.56	35.67	35.78	35.89
27 FT.	36.00	36.11	36.22	36.33	36.45	36.56	36.67	36.78	36.89	37.00	37.11	37.23
28 FT.	37.33	37.44	37.56	37.67	37.78	37.89	38.00	38.11	38.22	38.34	38.45	38.56
29 FT.	38.67	38.78	38.89	39.00	39.11	39.22	39.33	39.45	39.56	39.67	39.78	39.89
30 FT.	40.00	40.11	40.22	40.33	40.44	40.56	40.67	40.78	40.89	41.00	41.11	41.23
31 FT.	41.33	41.44	41.56	41.67	41.78	41.89	42.00	42.11	42.22	42.34	42.45	42.56
32 FT.	42.67	42.78	42.89	43.00	43.11	43.22	43.33	43.45	43.56	43.67	43.78	43.89
33 FT.	44.00	44.11	44.22	44.33	44.44	44.56	44.67	44.78	44.89	45.00	45.11	45.23
34 FT.	45.33	45.44	45.56	45.67	45.78	45.89	46.00	46.11	46.22	46.34	46.45	46.56
35 FT.	46.67	46.78	46.89	47.00	47.11	47.22	47.33	47.45	47.56	47.67	47.78	47.89
36 FT.	48.00	48.11	48.22	48.33	48.44	48.56	48.67	48.78	48.89	49.00	49.11	49.23
37 FT.	49.33	49.44	49.56	49.67	49.78	49.89	50.00	50.11	50.22	50.34	50.45	50.56
38 FT.	50.67	50.78	50.89	51.00	51.11	51.22	51.33	51.45	51.56	51.67	51.78	51.89
39 FT.	52.00	52.11	52.22	52.33	52.44	52.56	52.67	52.78	52.89	53.00	53.11	53.23
40 FT.	53.33	53.44	53.56	53.67	53.78	53.89	54.00	54.11	54.22	54.34	54.45	54.56

Curved BattenLok® 16"



DESCRIPTION					PRICED PER SQUARE
GAUGE	COVERAGE	YIELD (PSI)	WEIGHT PER SQ.	FINISH*	PRICE
24	16"	50,000	136#	Signature® 300 Metallic	✓
24	16"	50,000	136#	Signature® 300	✓
24	16"	50,000	136#	Signature® 200	✓
24	16"	50,000	136#	Galvalume Plus® α	✓
22	16"	50,000	173#	Signature® 300 Metallic	✓
22	16"	50,000	173#	Signature® 300	✓
22	16"	50,000	173#	Signature® 200	✓
22	16"	50,000	173#	Galvalume Plus® α	✓

* See application Color Chart for available colors for each material gauge. Minimum quantities may be required.

α The Galvalume Plus coating is subject to variances in spangle from coil to coil which may result in noticeable shade variation in installed panels. The Galvalume Plus coating is also subject to differential weathering after panel installation. Panels may appear to be different shades due to this weathering characteristic. If a consistent appearance is required, recommends that pre-painted panels be used in lieu of Galvalume Plus. Shade variation in panels manufactured from Galvalume Plus coated material do not diminish the structural integrity of the product. These shade variations should be anticipated and are not a cause for rejection.

Consult the MBCI Curved BattenLok® DESIGN/INSTALLATION INFORMATION MANUAL for proper product application, design details and other product information.

Panel Pricing:

- All panel pricing is based on net coverage.
- Standard panel width is 16". Panels are available in 24 and 22 gauge, smooth with striations or embossed with striations. For other panel widths, gauges or options, please inquire.
- Add \$8.00 per square for embossing.
- Panels do not have factory applied mastic in the female leg. 1/2" x 3/32" tape sealer, sold separately, must be field applied to the panel side laps.
- All prices include standard packaging.
- Panels will be roll formed at the plant and are typically field curved to the required radius. Minimum radius is generally 20'-0". For radii less than 20'-0" please inquire.
- The above pricing does not include curving charges. Please contact for curving charges and other requirements.
- The minimum panel length that can be curved is 5'-0".
- See Pages 18 - 19 for clip pricing. **Curved BattenLok® utilizes SuperLok® clips.**
- Curved BattenLok® requires the BattenLok® (not BattenLok® HS) Field Seaming Kit to field form panel side laps.**

Packaging Cost:

- 18 Panels per bundle
- Standard packaging: block and band.
- LTL shipments require plywood crating.
- Plywood crating:Add \$17.05 per square - \$200.00 minimum.
- Special packaging:Please inquire

Delivery:

- 24 gauge - stocked colorsContact your local Customer Service Representative for lead times.
- Other gauges, colors and metalsContact your local Customer Service Representative for lead times.

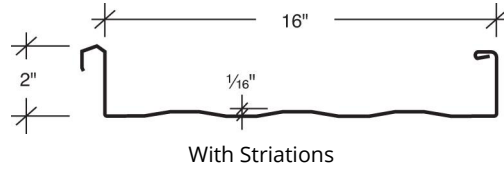
Notes:

- All panels - lengths over 40'-0"Please inquire

INSPECTION DISCLAIMER

Always inspect each and every panel and all accessories before installation. Never install any product if its quality is in question. Notify immediately if any product is believed to be out of tolerance, specification or has been damaged during shipment.

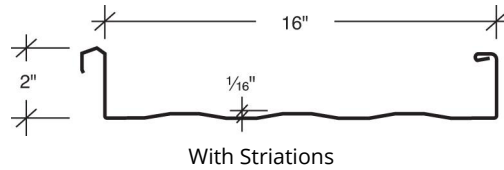
SuperLok® 16"



NUMBER OF SQUARE FEET PER PANEL

	0"	1"	2"	3"	4"	5"	6"	7"	8"	9"	10"	11"
1 FT.	1.33	1.44	1.56	1.67	1.78	1.89	2.00	2.11	2.23	2.34	2.45	2.56
2 FT.	2.67	2.78	2.89	3.00	3.11	3.22	3.34	3.45	3.56	3.67	3.78	3.89
3 FT.	4.00	4.11	4.22	4.33	4.45	4.56	4.67	4.78	4.89	5.00	5.11	5.23
4 FT.	5.33	5.44	5.56	5.67	5.78	5.89	6.00	6.11	6.23	6.34	6.45	6.56
5 FT.	6.67	6.78	6.89	7.00	7.11	7.22	7.34	7.45	7.56	7.67	7.78	7.89
6 FT.	8.00	8.11	8.22	8.33	8.45	8.56	8.67	8.78	8.89	9.00	9.11	9.23
7 FT.	9.33	9.44	9.56	9.67	9.78	9.89	10.00	10.11	10.23	10.34	10.45	10.56
8 FT.	10.67	10.78	10.89	11.00	11.11	11.22	11.34	11.45	11.56	11.67	11.78	11.89
9 FT.	12.00	12.11	12.22	12.33	12.45	12.56	12.67	12.78	12.89	13.00	13.11	13.23
10 FT.	13.33	13.44	13.56	13.67	13.78	13.89	14.00	14.11	14.22	14.34	14.45	14.56
11 FT.	14.67	14.78	14.89	15.00	15.11	15.22	15.34	15.45	15.56	15.67	15.78	15.89
12 FT.	16.00	16.11	16.22	16.33	16.45	16.56	16.67	16.78	16.89	17.00	17.11	17.23
13 FT.	17.33	17.44	17.56	17.67	17.78	17.89	18.00	18.11	18.22	18.34	18.45	18.56
14 FT.	18.67	18.78	18.89	19.00	19.11	19.22	19.34	19.45	19.56	19.67	19.78	19.89
15 FT.	20.00	20.11	20.22	20.33	20.45	20.56	20.67	20.78	20.89	21.00	21.11	21.23
16 FT.	21.33	21.44	21.56	21.67	21.78	21.89	22.00	22.11	22.22	22.34	22.45	22.56
17 FT.	22.67	22.78	22.89	23.00	23.11	23.22	23.34	23.45	23.56	23.67	23.78	23.89
18 FT.	24.00	24.11	24.22	24.33	24.45	24.56	24.67	24.78	24.89	25.00	25.11	25.23
19 FT.	25.33	25.44	25.56	25.67	25.78	25.89	26.00	26.11	26.22	26.34	26.45	26.56
20 FT.	26.67	26.78	26.89	27.00	27.11	27.22	27.33	27.45	27.56	27.67	27.78	27.89
21 FT.	28.00	28.11	28.22	28.33	28.45	28.56	28.67	28.78	28.89	29.00	29.11	29.23
22 FT.	29.33	29.44	29.56	29.67	29.78	29.89	30.00	30.11	30.22	30.34	30.45	30.56
23 FT.	30.67	30.78	30.89	31.00	31.11	31.22	31.33	31.45	31.56	31.67	31.78	31.89
24 FT.	32.00	32.11	32.22	32.33	32.45	32.56	32.67	32.78	32.89	33.00	33.11	33.23
25 FT.	33.33	33.44	33.56	33.67	33.78	33.89	34.00	34.11	34.22	34.34	34.45	34.56
26 FT.	34.67	34.78	34.89	35.00	35.11	35.22	35.33	35.45	35.56	35.67	35.78	35.89
27 FT.	36.00	36.11	36.22	36.33	36.45	36.56	36.67	36.78	36.89	37.00	37.11	37.23
28 FT.	37.33	37.44	37.56	37.67	37.78	37.89	38.00	38.11	38.22	38.34	38.45	38.56
29 FT.	38.67	38.78	38.89	39.00	39.11	39.22	39.33	39.45	39.56	39.67	39.78	39.89
30 FT.	40.00	40.11	40.22	40.33	40.44	40.56	40.67	40.78	40.89	41.00	41.11	41.23
31 FT.	41.33	41.44	41.56	41.67	41.78	41.89	42.00	42.11	42.22	42.34	42.45	42.56
32 FT.	42.67	42.78	42.89	43.00	43.11	43.22	43.33	43.45	43.56	43.67	43.78	43.89
33 FT.	44.00	44.11	44.22	44.33	44.44	44.56	44.67	44.78	44.89	45.00	45.11	45.23
34 FT.	45.33	45.44	45.56	45.67	45.78	45.89	46.00	46.11	46.22	46.34	46.45	46.56
35 FT.	46.67	46.78	46.89	47.00	47.11	47.22	47.33	47.45	47.56	47.67	47.78	47.89
36 FT.	48.00	48.11	48.22	48.33	48.44	48.56	48.67	48.78	48.89	49.00	49.11	49.23
37 FT.	49.33	49.44	49.56	49.67	49.78	49.89	50.00	50.11	50.22	50.34	50.45	50.56
38 FT.	50.67	50.78	50.89	51.00	51.11	51.22	51.33	51.45	51.56	51.67	51.78	51.89
39 FT.	52.00	52.11	52.22	52.33	52.44	52.56	52.67	52.78	52.89	53.00	53.11	53.23
40 FT.	53.33	53.44	53.55	53.67	53.78	53.89	54.00	54.11	54.22	54.34	54.45	54.56

SuperLok® 16"



DESCRIPTION					PRICED PER SQUARE
GAUGE	COVERAGE	YIELD (PSI)	WEIGHT PER SQ.	FINISH*	PRICE
26	16"	50,000	107#	Galvalume Plus® α	Please Inquire
26	16"	50,000	107#	Signature® 200	Please Inquire
24	16"	50,000	147#	Galvalume Plus® α	✓
24	16"	50,000	147#	Signature® 200	✓
24	16"	50,000	147#	Signature® 300	✓
24	16"	50,000	147#	Signature® 300 Metallic	Please Inquire
22	16"	50,000	184#	Galvalume Plus® α	Please Inquire
22	16"	50,000	184#	Signature® 200	Please Inquire
22	16"	50,000	184#	Signature® 300	Please Inquire
22	16"	50,000	184#	Signature® 300 Metallic	Please Inquire

* See application Color Chart for available colors for each material gauge. Minimum quantities may be required.

α The Galvalume Plus coating is subject to variances in spangle from coil to coil which may result in noticeable shade variation in installed panels. The Galvalume Plus coating is also subject to differential weathering after panel installation. Panels may appear to be different shades due to this weathering characteristic. If a consistent appearance is required, recommends that pre-painted panels be used in lieu of Galvalume Plus. Shade variation in panels manufactured from Galvalume Plus coated material do not diminish the structural integrity of the product. These shade variations should be anticipated and are not a cause for rejection.

Consult the SUPERLOK® DESIGN/INSTALLATION INFORMATION MANUAL for proper product application, design details and other product information.

Panel Pricing:

- All panel pricing is based on net coverage and includes standard packaging.
- Minimum quantities may be required for certain panel gauges and/or colors. Please Inquire.
- For short panel lengths, add \$3.70 per panel for panels 4'-0" in length and shorter.
- Panels must be specified as "Striated" or "Non-Striated". No charge for striations.
- Add \$8.00 per square for embossing.
- Panels must be specified as "blank" (no endlaps), "eave", "mid" or "peak" (when endlaps are required). (Panels specified as eave, mid, or peak must be a minimum of 4'-0" long)
- See Pages 18 - 19 for clip selection.
- For panels without mastic in the sidelap, deduct: \$4.75 per square.
- No charge for swaging (required at endlaps).
- Panel endlaps are factory notched, swaged and prepunched.
- SuperLok® requires the Field Seaming Kit to field form panel side laps.**

Packaging Cost:

- 20 Panels per bundle
- Standard packaging: block and band.
- LTL shipments require plywood crating.
- Plywood crating:Add \$17.05 per square - \$200.00 minimum.
- Special packaging: Please inquire.

Delivery:

- 24 gauge - stocked colorsContact your local Customer Service Representative for lead times.
- Other gauges, colors and metalsContact your local Customer Service Representative for lead times.

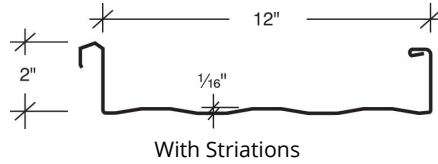
Notes:

- All panels - lengths over 40'-0"Please inquire
- Standard will include light striations. If non-striated panels are required, customer must specify in writing on order.**
- Heavier gauges, narrower widths, striations and embossing may minimize oil canning.**
- Panel lengths 4'-0" or less do not have factory applied mastic.**
- 22 gauge SuperLok® panels cannot be embossed due to seaming considerations.

INSPECTION DISCLAIMER

Always inspect each and every panel and all accessories before installation. Never install any product if its quality is in question. Notify immediately if any product is believed to be out of tolerance, specification or has been damaged during shipment.

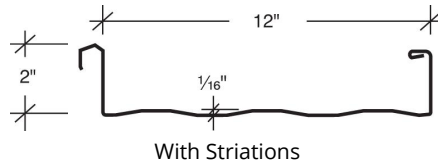
SuperLok® 12"



NUMBER OF SQUARE FEET PER PANEL

	0"	1"	2"	3"	4"	5"	6"	7"	8"	9"	10"	11"
1 FT.	1.00	1.08	1.17	1.25	1.34	1.42	1.50	1.59	1.67	1.75	1.84	1.92
2 FT.	2.00	2.08	2.17	2.25	2.34	2.42	2.50	2.59	2.67	2.75	2.84	2.92
3 FT.	3.00	3.08	3.17	3.25	3.34	3.42	3.50	3.59	3.67	3.75	3.84	3.92
4 FT.	4.00	4.08	4.17	4.25	4.34	4.42	4.50	4.59	4.67	4.75	4.84	4.92
5 FT.	5.00	5.08	5.17	5.25	5.34	5.42	5.50	5.59	5.67	5.75	5.84	5.92
6 FT.	6.00	6.08	6.17	6.25	6.34	6.42	6.50	6.59	6.67	6.75	6.84	6.92
7 FT.	7.00	7.08	7.17	7.25	7.34	7.42	7.50	7.59	7.67	7.75	7.84	7.92
8 FT.	8.00	8.08	8.17	8.25	8.34	8.42	8.50	8.59	8.67	8.75	8.84	8.92
9 FT.	9.00	9.08	9.17	9.25	9.34	9.42	9.50	9.59	9.67	9.75	9.84	9.92
10 FT.	10.00	10.08	10.17	10.25	10.34	10.42	10.50	10.59	10.67	10.75	10.84	10.92
11 FT.	11.00	11.08	11.17	11.25	11.34	11.42	11.50	11.59	11.67	11.75	11.84	11.92
12 FT.	12.00	12.08	12.17	12.25	12.34	12.42	12.50	12.59	12.67	12.75	12.84	12.92
13 FT.	13.00	13.08	13.17	13.25	13.34	13.42	13.50	13.59	13.67	13.75	13.84	13.92
14 FT.	14.00	14.08	14.17	14.25	14.34	14.42	14.50	14.59	14.67	14.75	14.84	14.92
15 FT.	15.00	15.08	15.17	15.25	15.34	15.42	15.50	15.59	15.67	15.75	15.84	15.92
16 FT.	16.00	16.08	16.17	16.25	16.34	16.42	16.50	16.59	16.67	16.75	16.84	16.92
17 FT.	17.00	17.08	17.17	17.25	17.34	17.42	17.50	17.59	17.67	17.75	17.84	17.92
18 FT.	18.00	18.08	18.17	18.25	18.34	18.42	18.50	18.59	18.67	18.75	18.84	18.92
19 FT.	19.00	19.08	19.17	19.25	19.34	19.42	19.50	19.59	19.67	19.75	19.84	19.92
20 FT.	20.00	20.08	20.17	20.25	20.34	20.42	20.50	20.59	20.67	20.75	20.84	20.92
21 FT.	21.00	21.08	21.17	21.25	21.34	21.42	21.50	21.59	21.67	21.75	21.84	21.92
22 FT.	22.00	22.08	22.17	22.25	22.34	22.42	22.50	22.59	22.67	22.75	22.84	22.92
23 FT.	23.00	23.08	23.17	23.25	23.34	23.42	23.50	23.59	23.67	23.75	23.84	23.92
24 FT.	24.00	24.08	24.17	24.25	24.34	24.42	24.50	24.59	24.67	24.75	24.84	24.92
25 FT.	25.00	25.08	25.17	25.25	25.34	25.42	25.50	25.59	25.67	25.75	25.84	25.92
26 FT.	26.00	26.08	26.17	26.25	26.34	26.42	26.50	26.59	26.67	26.75	26.84	26.92
27 FT.	27.00	27.08	27.17	27.25	27.34	27.42	27.50	27.59	27.67	27.75	27.84	27.92
28 FT.	28.00	28.08	28.17	28.25	28.34	28.42	28.50	28.59	28.67	28.75	28.84	28.92
29 FT.	29.00	29.08	29.17	29.25	29.34	29.42	29.50	29.59	29.67	29.75	29.84	29.92
30 FT.	30.00	30.08	30.17	30.25	30.34	30.42	30.50	30.59	30.67	30.75	30.84	30.92
31 FT.	31.00	31.08	31.17	31.25	31.34	31.42	31.50	31.59	31.67	31.75	31.84	31.92
32 FT.	32.00	32.08	32.17	32.25	32.34	32.42	32.50	32.59	32.67	32.75	32.84	32.92
33 FT.	33.00	33.08	33.17	33.25	33.34	33.42	33.50	33.59	33.67	33.75	33.84	33.92
34 FT.	34.00	34.08	34.17	34.25	34.34	34.42	34.50	34.59	34.67	34.75	34.84	34.92
35 FT.	35.00	35.08	35.17	35.25	35.34	35.42	35.50	35.59	35.67	35.75	35.84	35.92
36 FT.	36.00	36.08	36.17	36.25	36.34	36.42	36.50	36.59	36.67	36.75	36.84	36.92
37 FT.	37.00	37.08	37.17	37.25	37.34	37.42	37.50	37.59	37.67	37.75	37.84	37.92
38 FT.	38.00	38.08	38.17	38.25	38.34	38.42	38.50	38.59	38.67	38.75	38.84	38.92
39 FT.	39.00	39.08	39.17	39.25	39.34	39.42	39.50	39.59	39.67	39.75	39.84	39.92
40 FT.	40.00	40.08	40.17	40.25	40.34	40.42	40.50	40.59	40.67	40.75	40.84	40.92

SuperLok® 12"



DESCRIPTION					PRICED PER SQUARE
GAUGE	COVERAGE	YIELD (PSI)	WEIGHT PER SQ.	FINISH*	PRICE
26	12"	50,000	122#	Galvalume Plus® α	Please Inquire
26	12"	50,000	122#	Signature® 200	Please Inquire
24	12"	50,000	154#	Galvalume Plus® α	✓
24	12"	50,000	154#	Signature® 200	✓
24	12"	50,000	154#	Signature® 300	✓
24	12"	50,000	154#	Signature® 300 Metallic	Please Inquire
22	12"	50,000	193#	Galvalume Plus® α	Please Inquire
22	12"	50,000	193#	Signature® 200	Please Inquire
22	12"	50,000	193#	Signature® 300	Please Inquire
22	12"	50,000	193#	Signature® 300 Metallic	Please Inquire

* See application Color Chart for available colors for each material gauge. Minimum quantities may be required.

α The Galvalume Plus coating is subject to variances in spangle from coil to coil which may result in noticeable shade variation in installed panels. The Galvalume Plus coating is also subject to differential weathering after panel installation. Panels may appear to be different shades due to this weathering characteristic. If a consistent appearance is required, recommends that pre-painted panels be used in lieu of Galvalume Plus. Shade variation in panels manufactured from Galvalume Plus coated material do not diminish the structural integrity of the product. These shade variations should be anticipated and are not a cause for rejection.

Consult the SUPERLOK® DESIGN/INSTALLATION INFORMATION MANUAL for proper product application, design details and other product information.

Panel Pricing:

- All panel pricing is based on net coverage and include standard packaging..
- For short panel lengths, add \$3.70per panel for panels 4'-0" in length and shorter.
- Panels must be specified as: "Striated" or "Non-Striated". No charge for striations.
- Add \$8.00 per square for embossing.
- Panels must be specified as "blank" (no endlaps), "eave", "mid" or "peak" (when endlaps are required).
(Panels specified as eave, mid, or peak must be a minimum of 4'-0" long)
- See Pages 18 - 19 for clip selection.
- For panels without mastic in the sidelap, deduct: \$6.30 per square.
- No charge for swaging (required at endlaps).
- Panel endlaps are factory notched, swaged and prepunched.
- SuperLok® requires the Field Seaming Kit to field form panel side laps.**

Packaging Cost:

- 20 Panels per bundle
- Standard packaging: block and band.
- LTL shipments require plywood crating.
- Plywood crating:Add \$17.05 per square - \$200.00 minimum.
- Special packaging: Please inquire.

Delivery:


- 24 gauge - stocked colorsContact your local Customer Service Representative for lead times.
- Other gauges, colors and metalsContact your local Customer Service Representative for lead times.

Notes:

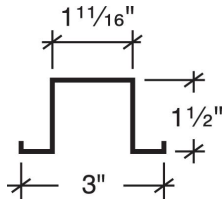
- All panels - lengths over 40'-0"Please inquire
- Standard will include light striations. If non-striated panels are required, customer must specify in writing on order.**
- Heavier gauges, narrower widths, striations and embossing may minimize oil canning.**
- Panel lengths 4'-0" or less do not have factory applied mastic.**
- 22 gauge SuperLok® panels cannot be embossed due to seaming considerations.

INSPECTION DISCLAIMER

Always inspect each and every panel and all accessories before installation. Never install any product if its quality is in question. Notify immediately if any product is believed to be out of tolerance, specification or has been damaged during shipment.



Hat Section (HS-1)

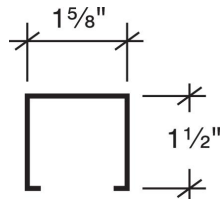


Note:

* Random colors are subject to availability

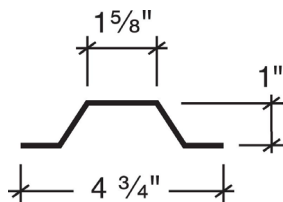
DESCRIPTION					PRICED PER EACH
PART #	GAUGE	FINISH	WEIGHT EACH	LENGTH	PRICE
HW-3100	22	Galvanized	14.00#	20'-0"	✓
HW-3105	16	Red Oxide	25.20#	20'-0"	✓
HW-3105	16	Galvanized	25.80#	20'-0"	✓

Channel Section (CS-1)



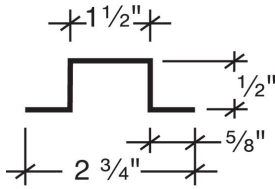
DESCRIPTION					PRICED PER EACH
PART #	GAUGE	FINISH	WEIGHT EACH	LENGTH	PRICE
HW-3110	18	Galvanized	15.70#	20'-0"	✓

1" Sub-Girt (SG-1)



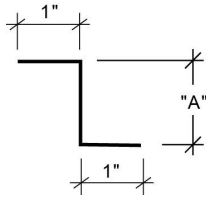
DESCRIPTION					PRICED PER EACH
PART #	GAUGE	FINISH	WEIGHT EACH	LENGTH	PRICE
HW-3120	18	Galvanized	22.00#	20'-0"	✓
HW-3121	16	Red Oxide	27.40#	20'-0"	✓

1/2" Sub-Girt (SG-2)



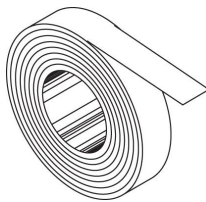
DESCRIPTION					PRICED PER EACH
PART #	GAUGE	FINISH	WEIGHT EACH	LENGTH	PRICE
HW-3130	18	Galvanized	13.60#	20'-0"	✓
HW-3131	16	Red Oxide	16.40#	20'-0"	✓

Furring Zee



DESCRIPTION						PRICED PER EACH
PART #	DIM "A"	GAUGE	FINISH	WEIGHT EACH	LENGTH	PRICE
HW-3020	1 1/8"	22	Galvanized	3.33#	10'-0"	✓
HW-3021	2 1/8"	22	Galvanized	4.39#	10'-0"	✓
HW-3022	3 1/8"	18	Galvanized	8.66#	10'-0"	✓
HW-3023	4 1/8"	18	Galvanized	10.35#	10'-0"	✓
HW-3024	3 1/8"	16	Red Oxide	10.54#	10'-0"	✓
HW-3025	4 1/8"	16	Red Oxide	12.60#	10'-0"	✓

Strapping

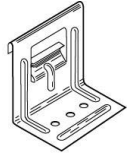


Note:

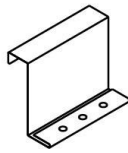
• *Galvalume Plus® may require extended lead time. Please Inquire.

DESCRIPTION					PRICED PER COIL
PART #	GAUGE	FINISH	WEIGHT EACH	LENGTH	PRICE
FL-569	24	White Wash Coat	84.02#	500'-0"	✓
FL-569	24	Galvalume Plus®*	84.02#	500'-0"	✓

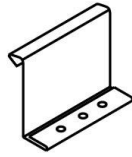
Clip - Low Fixed



Ultra-Dek®



BattenLok® H



SuperLok®

Note:

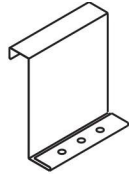
- Specify SSR System
- Clip fasteners must be ordered separately

DESCRIPTION				PRICED PER EACH
PART #	SSR SYSTEM	HEIGHT	WEIGHT EACH	PRICE
HW-200	Ultra-Dek®	3¾"	.13#	✓
HW-226	BattenLok® HS	2¾"	.13#	✓
HW-236	SuperLok®	2¾"	.13#	✓

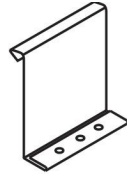
Clip - High Fixed



Ultra-Dek®



BattenLok® H



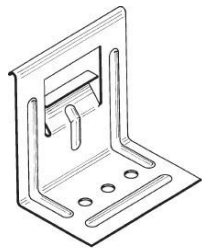
SuperLok®

Note:

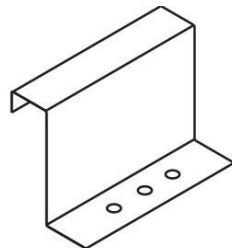
- Specify SSR System
- Clip fasteners must be ordered separately

DESCRIPTION				PRICED PER EACH
PART #	SSR SYSTEM	HEIGHT	WEIGHT EACH	PRICE
HW-204	Ultra-Dek®	4¾"	.24#	✓
HW-224	BattenLok® HS	3"	.16#	✓
HW-234	SuperLok®	3"	.16#	✓

Clip - Utility



Ultra-Dek®




BattenLok® HS

Note:


- Specify SSR System
- Clip fasteners must be ordered separately

DESCRIPTION				PRICED PER EACH
PART #	SSR SYSTEM	HEIGHT	WEIGHT EACH	PRICE
HW-208	Ultra-Dek®	3"	.12#	✓
HW-218	BattenLok® HS	2"	.12#	✓

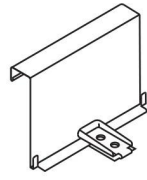
Clip - Low Floating



BattenLok® HS



SuperLok®



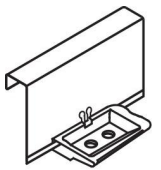
†BattenLok® HS
(Optional)

Note:


- Specify SSR System
- Clip fasteners must be ordered separately
- †Recommended for use when clip is attached directly to bar joist

DESCRIPTION				PRICED PER EACH
PART #	SSR SYSTEM	HEIGHT	WEIGHT EACH	PRICE
HW-220	BattenLok® HS	2¾"	.24#	✓
HW-230	SuperLok®	2¾"	.24#	✓
HW-240	†BattenLok® HS	2¾"	.27#	✓

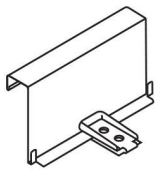
Clip - High Floating



BattenLok® HS



SuperLok®



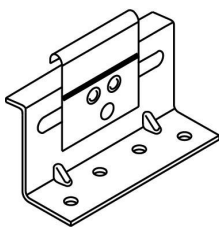
†BattenLok® HS

Note:

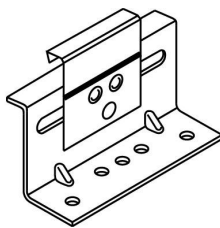
- Specify SSR System
- Clip fasteners must be ordered separately
- †Recommended for use when clip is attached directly to bar joist

DESCRIPTION				PRICED PER EACH
PART #	SSR SYSTEM	HEIGHT	WEIGHT EACH	PRICE
HW-222	BattenLok® HS	3"	.28#	✓
HW-232	SuperLok®	3"	.28#	✓
HW-242	†BattenLok® HS	3"	.32#	✓

Clip - 2" Sliding (Low)



Ultra-Dek®



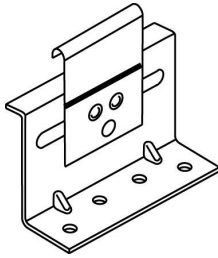
Double-Lok®

Note:

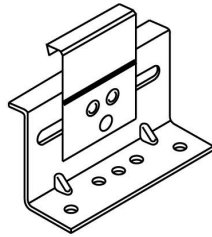
- Specify SSR System
- Clip fasteners must be ordered separately
- 1¾" movement in each direction

DESCRIPTION				PRICED PER EACH
PART #	SSR SYSTEM	HEIGHT	WEIGHT EACH	PRICE
HW-2102	Ultra-Dek®	3¾"	.50#	✓
HW-2122	Double-Lok®	3¾"	.50#	✓

Clip - 2" Sliding (High)



Ultra-Dek®



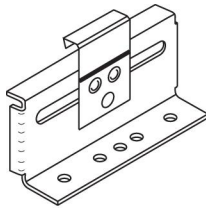
Double-Lok®

Note:

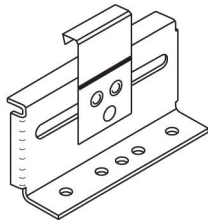
- Specify SSR System
- Clip fasteners must be ordered separately
- 1 3/8" movement in each direction

DESCRIPTION				PRICED PER EACH
PART #	SSR SYSTEM	HEIGHT	WEIGHT EACH	PRICE
HW-2104	Ultra-Dek®	4 3/8"	.60#	✓
HW-2124	Double-Lok®	4 3/8"	.60#	✓

Clip - 4" Sliding



Low



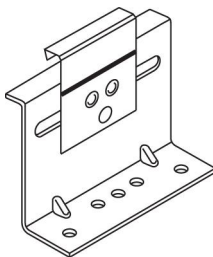
High

Note:

- Use with Double-Lok® System
- Clip fasteners must be ordered separately
- 2" movement in each direction

DESCRIPTION				PRICED PER EACH
PART #	SSR SYSTEM	HEIGHT	WEIGHT EACH	PRICE
HW-2126	Double-Lok®	3 3/8" (Low)	.80#	✓
HW-2128	Double-Lok®	4 3/8" (High)	.95#	✓

Clip - 2" Standoff, Sliding (Hi-Thermal)

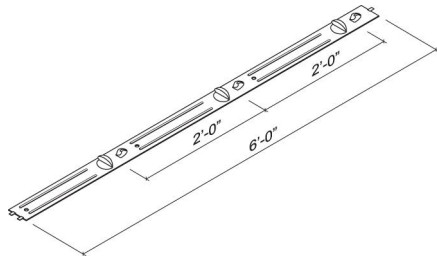


Note:

- Use with Double-Lok® System
- Clip fasteners must be ordered separately
- 1 3/8" movement in each direction

DESCRIPTION				PRICED PER EACH
PART #	SSR SYSTEM	HEIGHT	WEIGHT EACH	PRICE
HW-2129	Double-Lok®	5"	.70#	✓

Ultra-Dek® and Double-Lok® Clip Alignment Strap

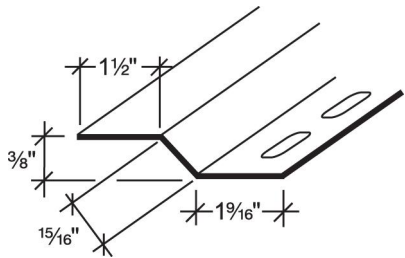


Note:

- Use with Ultra-Dek® and Double-Lok® Clips
- Use with 24" panel widths only

DESCRIPTION			PRICED PER EACH
PART #	SSR SYSTEM	WEIGHT EACH	PRICE
HW-213	Ultra-Dek® and Double-Lok®	1.31#	✓

Eave Plate - Low

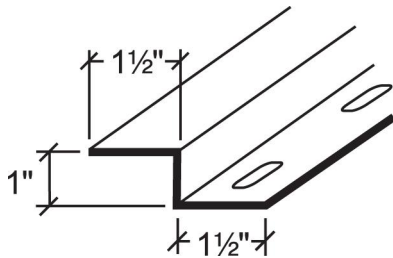


Note:

- For use with all SSR systems
- Optional - Use with Low Clips

DESCRIPTION						PRICED PER EACH
PART #	SIZE	GAUGE	FINISH	WEIGHT EACH	LENGTH	PRICE
HW-7600	1 1/2" x 3/8" x 1 5/16"	14	8'-0"	Red Oxide	7.75#	✓
HW-7600	1 1/2" x 3/8" x 1 5/16"	14	8'-0"	Galvanized	7.75#	✓

Eave Plate - High

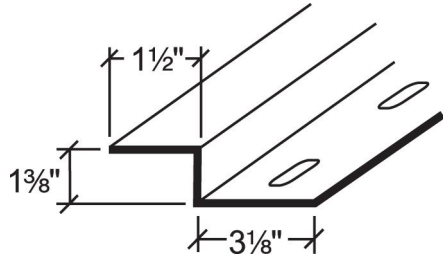


Note:

- For use with all SSR systems
- Use with High Clips

DESCRIPTION						PRICED PER EACH
PART #	SIZE	GAUGE	FINISH	WEIGHT EACH	LENGTH	PRICE
HW-7616	1 1/2" x 1" x 1 1/2"	14	8'-0"	Red Oxide	7.75#	✓
HW-7616	1 1/2" x 1" x 1 1/2"	14	8'-0"	Galvanized	7.75#	✓

Eave Plate - High

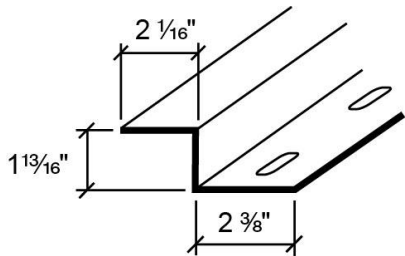


Note:

- Use with Ultra-Dek® and Double-Lok® roof systems only
- Use with High Clips

DESCRIPTION						PRICED PER EACH
PART #	SIZE	GAUGE	FINISH	WEIGHT EACH	LENGTH	PRICE
HW-7654	1 1/2" x 1 3/8" x 3 1/8"	14	8'-0"	Red Oxide	11.16#	✓
HW-7654	1 1/2" x 1 3/8" x 3 1/8"	14	8'-0"	Galvanized	11.69#	✓

Eave Plate - 2" Standoff

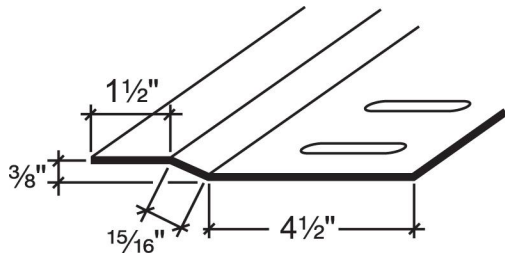


Note:

- Use with Double-Lok® roof system only
- Use with 2" Sliding Hi-Thermal Clips

DESCRIPTION						PRICED PER EACH
PART #	SIZE	GAUGE	FINISH	WEIGHT EACH	LENGTH	PRICE
HW-7661	2 1/16" x 1 13/16" x 2 3/8"	14	8'-0"	Red Oxide	11.16#	✓

Floating Eave Plate - Low

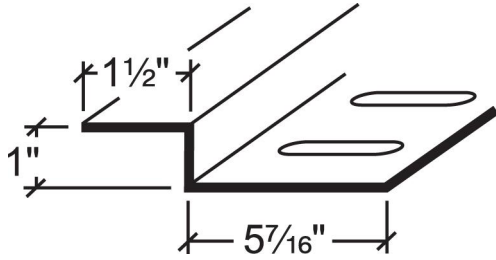


Note:

- For use with all SSR systems
- Use at eave when attaching panels to substructure at mid-point
- Use with 8 x 5 x 5 Eave Strut

DESCRIPTION						PRICED PER EACH
PART #	SIZE	GAUGE	FINISH	WEIGHT EACH	LENGTH	PRICE
HW-7617	1 1/2" x 3/8" x 4 1/2"	14	8'-0"	Red Oxide	13.65#	✓

Floating Eave Plate - High

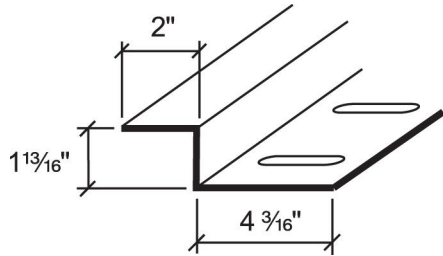


Note:

- For use with all SSR systems
- Use at eave when attaching panels to substructure at mid-point
- Use with 8 x 5 x 5 Eave Strut

DESCRIPTION						PRICED PER EACH
PART #	SIZE	GAUGE	FINISH	WEIGHT EACH	LENGTH	PRICE
HW-7618	1 1/2" x 1" x 5 7/16"	14	8'-0"	Red Oxide	15.62#	✓

Floating Eave Plate - 2" Standoff

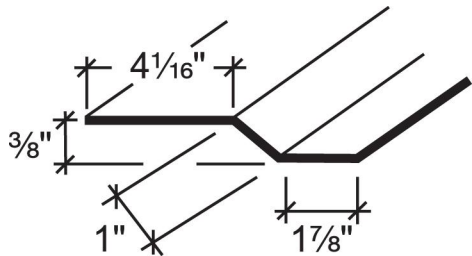


Note:

- Use with Double-Lok® roof system only
- Use at eave when attaching panels to substructure at mid-point
- Use with 2" Sliding Hi-Thermal Clips

DESCRIPTION						PRICED PER EACH
PART #	SIZE	GAUGE	FINISH	WEIGHT EACH	LENGTH	PRICE
HW-7663	2" x 1 13/16" x 4 3/16"	14	8'-0"	Red Oxide	14.92#	✓

Mid-Slope Fixed Plate - Low

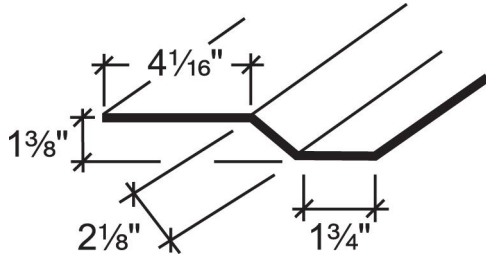


Note:

- For use with all SSR systems
- Use at mid-point endlap when attaching panels to substructure at mid-point

DESCRIPTION						PRICED PER EACH
PART #	SIZE	GAUGE	FINISH	WEIGHT EACH	LENGTH	PRICE
HW-7630	4 1/16" x 3/8" x 1 7/8"	14	10'-0"	Red Oxide	16.28#	✓
HW-7630	4 1/16" x 3/8" x 1 7/8"	14	10'-0"	Galvanized	16.76#	✓
HW-7631	4 1/16" x 3/8" x 1 7/8"	14	20'-0"	Red Oxide	32.56#	✓
HW-7631	4 1/16" x 3/8" x 1 7/8"	14	20'-0"	Galvanized	33.52#	✓
HW-7632	4 1/16" x 3/8" x 1 7/8"	14	6'-0"	Red Oxide	10.24#	✓
HW-7632	4 1/16" x 3/8" x 1 7/8"	14	6'-0"	Galvanized	10.55#	✓

Mid-Slope Fixed Plate - High

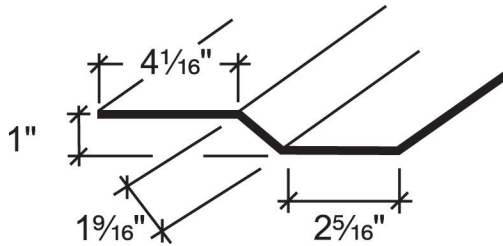


Note:

- Use with Ultra-Dek® and Double-Lok® roof systems only
- Use at mid-point endlap when attaching panels to substructure at mid-point

DESCRIPTION						PRICED PER EACH
PART #	SIZE	GAUGE	FINISH	WEIGHT EACH	LENGTH	PRICE
HW-7634	4 1/16" x 1 3/8" x 1 3/4"	14	10'-0"	Red Oxide	18.62#	✓
HW-7634	4 1/16" x 1 3/8" x 1 3/4"	14	10'-0"	Galvanized	19.18#	✓
HW-7635	4 1/16" x 1 3/8" x 1 3/4"	14	20'-0"	Red Oxide	37.25#	✓
HW-7635	4 1/16" x 1 3/8" x 1 3/4"	14	20'-0"	Galvanized	38.36#	✓
HW-7636	4 1/16" x 1 3/8" x 1 3/4"	14	6'-0"	Red Oxide	11.72#	✓
HW-7636	4 1/16" x 1 3/8" x 1 3/4"	14	6'-0"	Galvanized	12.07#	✓

Mid-Slope Fixed Plate - High

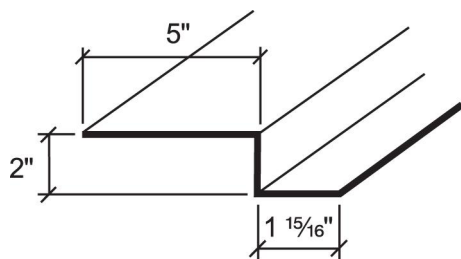


Note:

- Use with BattenLok® HS and SuperLok®
- Use at mid-point endlap when attaching panels to substructure at mid-point

DESCRIPTION						PRICED PER EACH
PART #	SIZE	GAUGE	FINISH	WEIGHT EACH	LENGTH	PRICE
HW-7637	4 1/16" x 1" x 2 5/16"	14	6'-0"	Red Oxide	11.72#	✓
HW-7637	4 1/16" x 1" x 2 5/16"	14	6'-0"	Galvanized	12.07#	✓
HW-7638	4 1/16" x 1" x 2 5/16"	14	10'-0"	Red Oxide	18.62#	✓
HW-7638	4 1/16" x 1" x 2 5/16"	14	10'-0"	Galvanized	20.11#	✓
HW-7639	4 1/16" x 1" x 2 5/16"	14	20'-0"	Red Oxide	37.25#	✓
HW-7639	4 1/16" x 1" x 2 5/16"	14	20'-0"	Galvanized	40.22#	✓

Mid-Slope Fixed Plate - 2" Standoff

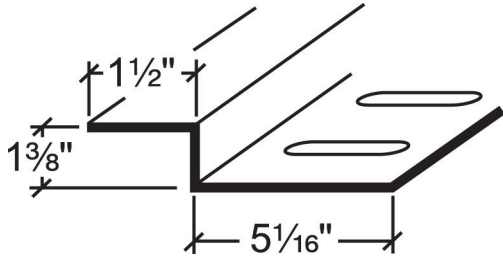


Note:

- Use with Double-Lok® roof system only
- Use at mid-point endlap when attaching panels to substructure at mid-point

DESCRIPTION						PRICED PER EACH
PART #	SIZE	GAUGE	FINISH	WEIGHT EACH	LENGTH	PRICE
HW-7662	5" x 2" x 1 5/16"	14	6'-0"	Red Oxide	12.60#	✓

Floating Eave Plate - High

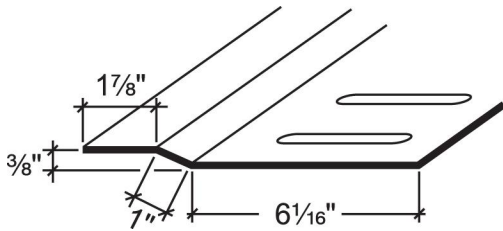


Note:

- Use with Ultra-Dek® and Double-Lok® roof systems only
- Use at high side of roof curb to provide floating support

DESCRIPTION						PRICED PER EACH
PART #	SIZE	GAUGE	FINISH	WEIGHT EACH	LENGTH	PRICE
HW-7655	1 1/2" x 1 3/8" x 5 1/16"	14	8'-0"	Red Oxide	15.62#	✓

4" Floating Eave Plate - Low

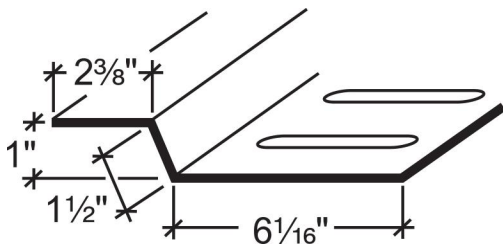


Note:

- Use with Double-Lok® roof systems only
- Use at eave when attaching panels to substructure at mid-point and when using 4" sliding clips
- Use with 8 x 5 x 5 Eave Strut

DESCRIPTION						PRICED PER EACH
PART #	SIZE	GAUGE	FINISH	WEIGHT EACH	LENGTH	PRICE
HW-7628	1 7/8" x 3/8" x 6 1/16"	14	8'-0"	Red Oxide	16.78#	✓

4" Floating Eave Plate - High

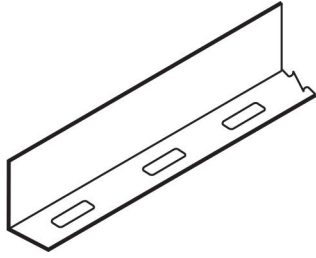


Note:

- Use with Double-Lok® roof systems only
- Use at eave when attaching panels to substructure at mid-point and when using 4" sliding clips
- Use with 8 x 5 x 5 Eave Strut

DESCRIPTION						PRICED PER EACH
PART #	SIZE	GAUGE	FINISH	WEIGHT EACH	LENGTH	PRICE
HW-7629	2 3/8" x 1" x 6 1/16"	14	8'-0"	Red Oxide	18.65#	✓

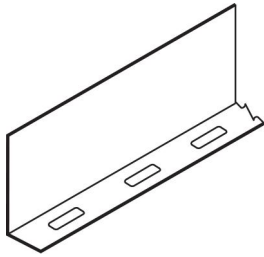
Rake Support - Low



Note:
• Use with Low Clips

DESCRIPTION							PRICED PER EACH
PART #	SSR SYSTEM	SIZE	GAUGE	LENGTH	FINISH	WEIGHT EACH	PRICE
HW-7710	UD & DL	3 $\frac{3}{8}$ " x 2 $\frac{1}{2}$ "	14	20'-0"	Red Oxide	27.57#	✓
HW-7710	UD & DL	3 $\frac{3}{8}$ " x 2 $\frac{1}{2}$ "	14	20'-0"	Galvanized	28.39#	✓
HW-7712	BL & SLK	2 $\frac{3}{8}$ " x 3 $\frac{1}{2}$ "	14	20'-0"	Red Oxide	27.57#	✓
HW-7712	BL & SLK	2 $\frac{3}{8}$ " x 3 $\frac{1}{2}$ "	14	20'-0"	Galvanized	28.39#	✓

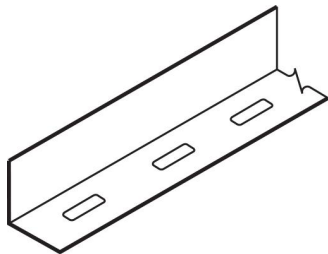
Rake Support - High



Note:
• Use with High Clips

DESCRIPTION							PRICED PER EACH
PART #	SSR SYSTEM	SIZE	GAUGE	LENGTH	FINISH	WEIGHT EACH	PRICE
HW-7720	UD & DL	4 $\frac{3}{8}$ " x 1 $\frac{1}{2}$ "	14	20'-0"	Red Oxide	27.57#	✓
HW-7720	UD & DL	4 $\frac{3}{8}$ " x 1 $\frac{1}{2}$ "	14	20'-0"	Galvanized	28.39#	✓
HW-7722	BL & SLK	3" x 2 $\frac{7}{8}$ "	14	20'-0"	Red Oxide	27.57#	✓
HW-7722	BL & SLK	3" x 2 $\frac{7}{8}$ "	14	20'-0"	Galvanized	28.39#	✓

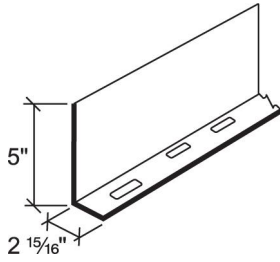
Rake Support - Utility



Note:
• Use with Utility Clips

DESCRIPTION							PRICED PER EACH
PART #	SSR SYSTEM	SIZE	GAUGE	LENGTH	FINISH	WEIGHT EACH	PRICE
HW-7722	UD	3" x 2 $\frac{7}{8}$ "	14	20'-0"	Red Oxide	27.57#	✓
HW-7722	UD	3" x 2 $\frac{7}{8}$ "	14	20'-0"	Galvanized	28.39#	✓
HW-7732	BL & SLK	2" x 3 $\frac{7}{8}$ "	14	20'-0"	Red Oxide	27.57#	✓
HW-7732	BL & SLK	2" x 3 $\frac{7}{8}$ "	14	20'-0"	Galvanized	28.39#	✓

Rake Support 2" Standoff

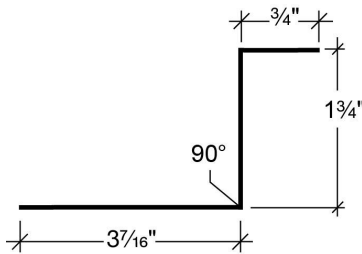


Note:

- Use with Double-Lok® roof system only
- Use with 2" Sliding Hi-Thermal Clips

DESCRIPTION							PRICED PER EACH
PART #	SSR SYSTEM	SIZE	GAUGE	LENGTH	FINISH	WEIGHT EACH	PRICE
HW-7664	DL	5" x 2 15/16"	14	20'-0"	Red Oxide	37.31#	✓

Retro-Fit Clip Zee

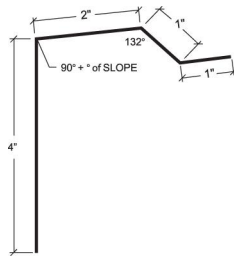


Note:

- Used at edge zones when tighter clip spacing is required

DESCRIPTION							PRICED PER EACH
PART #	SSR SYSTEM	GAUGE	LENGTH	FINISH	WEIGHT EACH	PRICE	
HW-4657	DL	14	10'-6"	Red Oxide	15.34#	✓	
HW-4657	DL	12	10'-6"	Red Oxide	15.34#	✓	

Retro-Fit Eave Angle

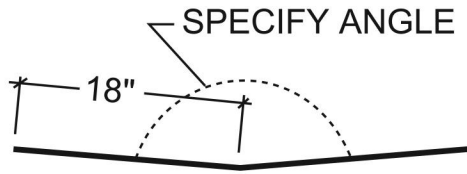


Note:

- Used at the eave when installing Ultra-Dek® or Double-Lok® over existing R panel roof
- Specify existing roof slope

DESCRIPTION							PRICED PER EACH
PART #	SSR SYSTEM	GAUGE	LENGTH	FINISH	WEIGHT EACH	PRICE	
HW-4658	DL	16	8'-0"	Galvanized	13.06#	✓	
HW-4658	DL	14	8'-0"	Galvanized	15.62#	✓	
HW-4658	DL	12	8'-0"	Galvanized	23.32#	✓	

Valley Support Plate



Note: UD & DL

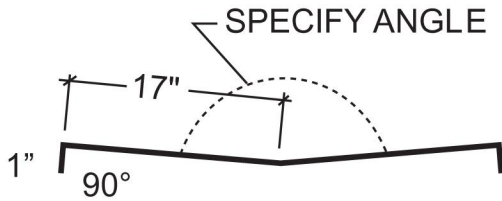
- Use with Low or Utility Ultra-Dek® systems only over solid substrates - **Standard Width**
- Use with FL-700 or FL-702 Valley Trim

Note: BL & SLK

- Use with Low systems only over solid substrates - **Extended Width**
- Use with FL-711 Valley Trim

DESCRIPTION							PRICED PER EACH
PART #	SSR SYSTEM	GAUGE	GIRTH	LENGTH	FINISH	WEIGHT EACH	PRICE
P-100	UD & DL BL & SLK	14	36"	10'-0"	Red Oxide	84.47#	✓

Valley Support Plate

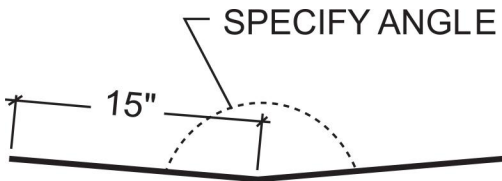


Note:

- Use with Insulated LS-36™ or CFR Panels.

DESCRIPTION							PRICED PER EACH
PART #	SSR SYSTEM	GAUGE	GIRTH	LENGTH	FINISH	WEIGHT EACH	PRICE
P-101	UD & DL BL & SLK	14	36"	10'-0"	Red Oxide	84.47#	✓

Valley Support Plate

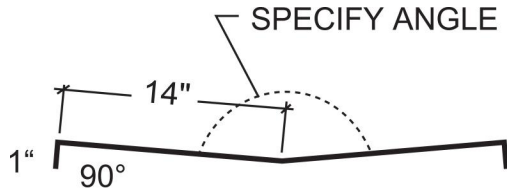


Note:

- Use with Low systems only over solid substrates - **Standard Width**
- Use with FL-705 or FL-707 Valley Trim

DESCRIPTION							PRICED PER EACH
PART #	SSR SYSTEM	GAUGE	GIRTH	LENGTH	FINISH	WEIGHT EACH	PRICE
P-105	BL & SLK	14	36"	10'-0"	Red Oxide	70.39#	✓

Valley Support Plate

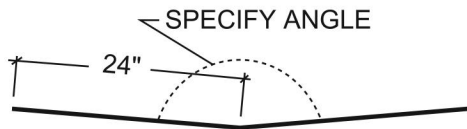


Note:

- Use with Low systems over purlins/joists - **Standard Width**
- Use with FL-705 or FL-707 Valley Trim

DESCRIPTION							PRICED PER EACH
PART #	SSR SYSTEM	GAUGE	GIRTH	LENGTH	FINISH	WEIGHT EACH	PRICE
P-106	BL & SLK	14	30"	10'-0"	Red Oxide	70.39#	✓

Valley Support Plate

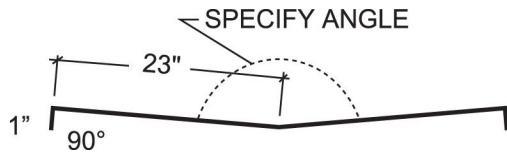


Note:

- Use with Low or Utility (Ultra-Dek® only) systems only over solid substrates - **Extended Width**
- Use with FL-708 Valley Trim

DESCRIPTION							PRICED PER EACH
PART #	SSR SYSTEM	GAUGE	GIRTH	LENGTH	FINISH	WEIGHT EACH	PRICE
P-110	UD & DL	14	48"	10'-0"	Red Oxide	112.62#	✓

Valley Support Plate

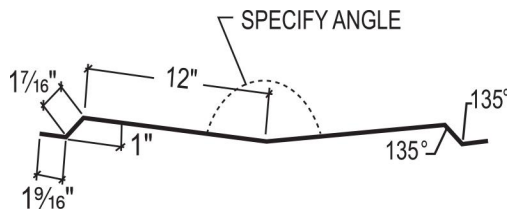


Note:

- Use with Low or Utility (Ultra-Dek® only) systems only over purlins/joists - **Extended Width**
- Use with FL-708 Valley Trim

DESCRIPTION							PRICED PER EACH
PART #	SSR SYSTEM	GAUGE	GIRTH	LENGTH	FINISH	WEIGHT EACH	PRICE
P-111	UD & DL	14	48"	10'-0"	Red Oxide	112.62#	✓

Valley Support Plate

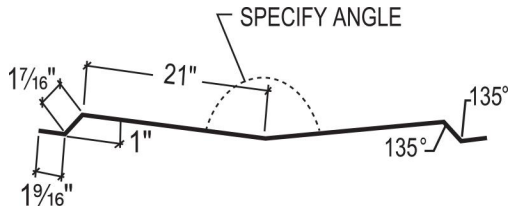


Note:

- Use with High systems over purlins/joists - **Standard Width**
- Use with FL-700, FL-702 or FL-708 Valley Trim

DESCRIPTION							PRICED PER EACH
PART #	SSR SYSTEM	GAUGE	GIRTH	LENGTH	FINISH	WEIGHT EACH	PRICE
P-164	BL & SLK UD & DL	14	30"	10'-0"	Red Oxide	70.39#	✓

Valley Support Plate

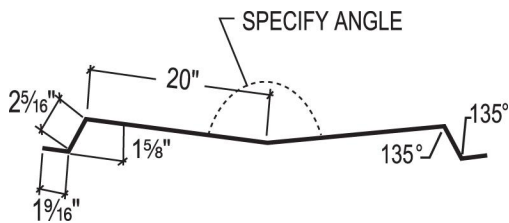


Note:

- Use with Highsystems over purlins/joists - **Extended Width**
- Use with FL-700, FL-702 or FL-708 Valley Trim

DESCRIPTION							PRICED PER EACH
PART #	SSR SYSTEM	GAUGE	GIRTH	LENGTH	FINISH	WEIGHT EACH	PRICE
P-162	BL & SLK UD & DL	14	48"	10'-0"	Red Oxide	112.62#	✓

Valley Support Plate

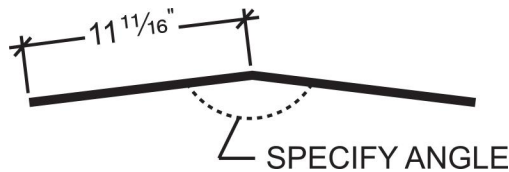


Note:

- Use with 2" Standoff system over purlins/joists - **Standard and Extended Width**
- Use with FL-700, FL-702 or FL-708 Valley Trim

DESCRIPTION							PRICED PER EACH
PART #	SSR SYSTEM	GAUGE	GIRTH	LENGTH	FINISH	WEIGHT EACH	PRICE
P-163	DL	14	48"	10'-0"	Red Oxide	112.62#	✓

Hip Support Plate

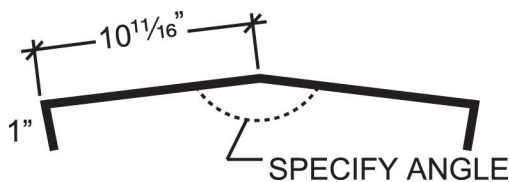


Note:

- Use with High Floating or Low Floating systems over solid substrates

DESCRIPTION							PRICED PER EACH
PART #	SSR SYSTEM	GAUGE	GIRTH	LENGTH	FINISH	WEIGHT EACH	PRICE
P-140	BL & SLK UD & DL	14	23 3/8"	10'-0"	Red Oxide	54.85#	✓

Hip Support Plate

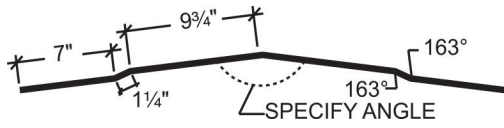


Note:

- Use with High Floating or Low Floating systems over purlins/joists

DESCRIPTION							PRICED PER EACH
PART #	SSR SYSTEM	GAUGE	GIRTH	LENGTH	FINISH	WEIGHT EACH	PRICE
P-141	BL & SLK UD & DL	14	23 3/8"	10'-0"	Red Oxide	54.85#	✓

Ridge/Hip Support Plate

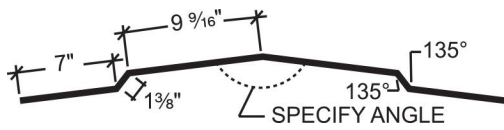


Note:

- Use with Low Fixed systems
- Use with roof slopes up to 6:12 when used at ridge
- Use with all roof slopes when used at hip
- Specify use as ridge or hip

DESCRIPTION							PRICED PER EACH
PART #	SSR SYSTEM	GAUGE	GIRTH	LENGTH	FINISH	WEIGHT EACH	PRICE
P-145	BL & SLK	14	36"	10'-0"	Red Oxide	84.47#	✓

Ridge/Hip Support Plate

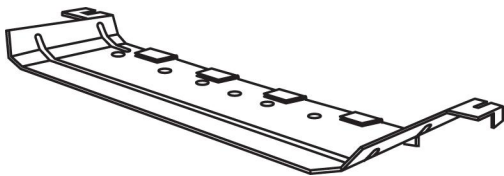


Note:

- Use with High Fixed systems
- Use with roof slopes up to 6:12 when used at ridge
- Use with all roof slopes when used at hip
- Specify use as ridge or hip

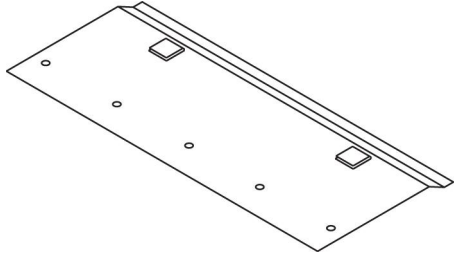
DESCRIPTION							PRICED PER EACH
PART #	SSR SYSTEM	GAUGE	GIRTH	LENGTH	FINISH	WEIGHT EACH	PRICE
P-155	BL & SLK	14	36"	10'-0"	Red Oxide	84.47#	✓

Back-Up Plate



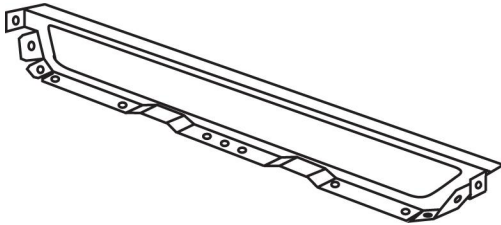
DESCRIPTION						PRICED PER EACH
PART #	SSR SYSTEM	WIDTH	GAUGE	FINISH	WEIGHT EACH	PRICE
HW-7760	UD & DL	24"	16	Red Oxide	2.45#	✓
HW-7760	UD & DL	24"	16	Galvanized	2.45#	✓
HW-7769	UD & DL	18"	16	Red Oxide	1.85#	✓

Back-Up Plate



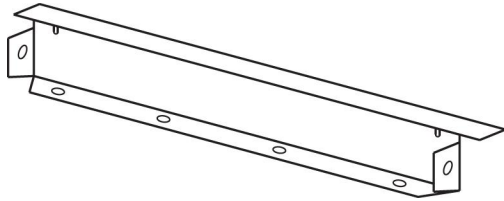
DESCRIPTION						PRICED PER EACH
PART #	SSR SYSTEM	WIDTH	GAUGE	FINISH	WEIGHT EACH	PRICE
HW-7766	BL & SLK	16"	16	Red Oxide	2.01#	✓
HW-7766	BL & SLK	16"	16	Galvanized	2.08#	✓
HW-7760	BL & SLK	24"	16	Red Oxide	1.49#	✓
HW-7769	BL & SLK	18"	16	Galvanized	1.55#	✓

Outside Closure



DESCRIPTION						PRICED PER EACH
PART #	SSR SYSTEM	WIDTH	GAUGE	FINISH	WEIGHT EACH	PRICE
HW-430	UD & DL	24"	24	Galvalume Plus®	.81#	✓
			24	Signature® 200	.81#	✓
			24	Signature® 300	.81#	✓
			24	Sig.® 300 Metallic	.81#	✓
HW-432	UD & DL	18"	24	Galvalume Plus®	.65#	✓
			24	Signature® 200	.65#	✓
			24	Signature® 300	.65#	✓
			24	Sig.® 300 Metallic	.65#	✓

Outside Closure

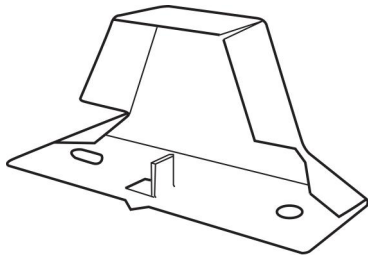


Note:

- BattenLok® HS and SuperLok® 12" closure has three holes in the base

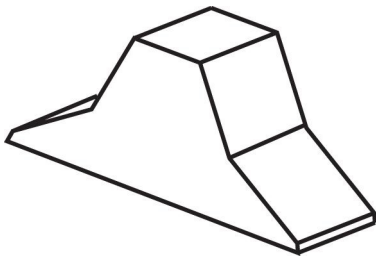
DESCRIPTION						PRICED PER EACH
PART #	SSR SYSTEM	WIDTH	GAUGE	FINISH	WEIGHT EACH	PRICE
HW-440	BL & SLK	16"	24	Galvalume Plus®	.65#	✓
			24	Signature® 200	.65#	✓
			24	Signature® 300	.65#	✓
			24	Sig.® 300 Metallic	.65#	✓
HW-446	BL & SLK	12"	24	Galvalume Plus®	.49#	✓
			24	Signature® 200	.49#	✓
			24	Signature® 300	.49#	✓
			24	Sig.® 300 Metallic	.49#	✓

Metal Inside Closure



DESCRIPTION						PRICED PER EACH
PART #	SSR SYSTEM	WIDTH	GAUGE	FINISH	WEIGHT EACH	PRICE
HW-426	UD & DL	¾"	18	Galvalume®	.22#	✓

Rubber Inside Closure



DESCRIPTION					PRICED PER EACH
PART #	SSR SYSTEM	WIDTH	MATERIAL	WEIGHT EACH	PRICE
HW-428	UD & DL	1"	E.P.D.M.	.03#	✓

Tape Sealer - Triple Bead



Use:

Endlap tape is used to provide a seal where two rows of roof panels overlap each other on both CFR panels.

DESCRIPTION							PRICED PER CARTON
PART #	TYPE	WIDTH	THICKNESS	LENGTH	CARTON QTY	CARTON WEIGHT	PRICE
HW-502	Butyl	2½"	¾"	20'-0"	6 rolls	23.00#	✓

Tape Sealer - Tri-Bead



DESCRIPTION							PRICED PER CARTON
PART #	TYPE	WIDTH	THICKNESS	LENGTH	CARTON QTY	CARTON WEIGHT	PRICE
HW-504	Butyl	7/8"	¾"	25'-0"	8 rolls	20.00#	✓

Tape Sealer - Round



DESCRIPTION							PRICED PER CARTON
PART #	TYPE	WIDTH	THICKNESS	LENGTH	CARTON QTY	CARTON WEIGHT	PRICE
HW-511	Butyl	N/A	½"	10'-0"	6 rolls	9.00#	✓

Tape Sealer - Minor Rib

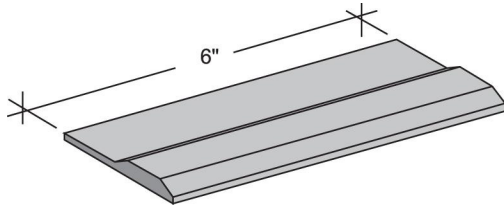


Note:

• Use with Ultra-Dek® and Double-Lok® only

DESCRIPTION							PRICED PER CARTON
PART #	TYPE	WIDTH	THICKNESS	LENGTH	CARTON QTY	CARTON WEIGHT	PRICE
HW-512	Butyl	1¾"	7/32"	4"	144 pcs	10.00#	✓

Tape Sealer - Swaged Endlap

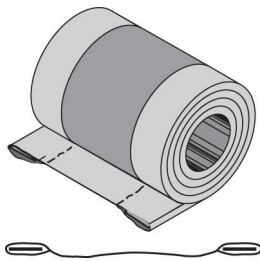


Note:

- Use with BattenLok® HS and SuperLok® only

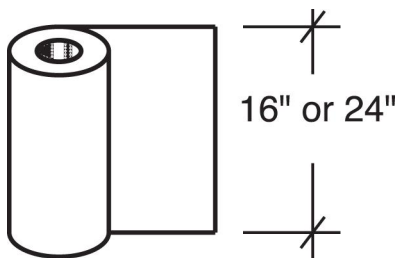
DESCRIPTION							PRICED PER CARTON
PART #	TYPE	WIDTH	THICKNESS	LENGTH	CARTON QTY	CARTON WEIGHT	PRICE
HW-515	Butyl	2¼"	¾/16"	6"	60 pcs	6.50#	✓

Dekstrip



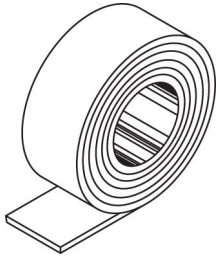
DESCRIPTION					PRICED PER LINEAR FOOT
PART #	TYPE	WIDTH	WEIGHT PER LF	PRICE	
HW-5227	Dekstrip	7"	.34#	✓	
HW-5228	Dekstrip	9"	.41#	✓	
HW-5229	Dekstrip	12"	.50#	✓	
HW-5305	Termination Strip	1"	.35#	✓	

Flexible Membrane



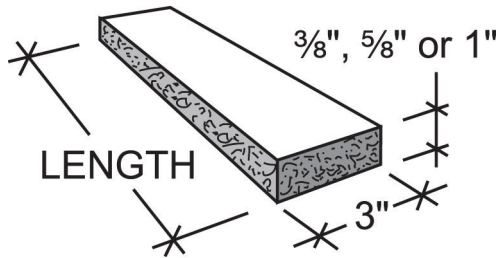
DESCRIPTION						PRICED PER ROLL
PART #	TYPE	WIDTH	THICKNESS	ROLL LENGTH	ROLL WEIGHT	PRICE
HW-520	E.P.D.M.	16"	45 mil	50'-0"	20.00#	✓
HW-521	E.P.D.M.	24"	45 mil	50'-0"	30.00#	✓

Double Faced Tape




DESCRIPTION				PRICED PER ROLL
PART #	WIDTH	ROLL LENGTH	ROLL WEIGHT	PRICE
HW-522	1½"	180'-0"	1.00#	✓

Thermal Spacers



DESCRIPTION							PRICED PER EACH
PART #	SSR SYSTEM	WIDTH	THICKNESS	LENGTH	MATERIAL	WEIGHT EACH	PRICE
HW-575	UD & DL	3"	1"	23⅞"	Polystyrene	.08#	✓
HW-576	UD & DL	3"	⅝"	23⅞"	Polystyrene	.07#	✓
HW-577	UD & DL	3"	⅜"	23⅞"	Polystyrene	.06#	✓
HW-578	UD & DL	3"	1"	17⅞"	Polystyrene	.08#	✓
HW-579	UD & DL	3"	⅝"	17⅞"	Polystyrene	.07#	✓
HW-580	UD & DL	3"	⅜"	17⅞"	Polystyrene	.06#	✓
HW-581	BL & SLK	3"	1"	15⅞"	Polystyrene	.05#	✓
HW-582	BL & SLK	3"	⅝"	15⅞"	Polystyrene	.04#	✓
HW-583	BL & SLK	3"	⅜"	15⅞"	Polystyrene	.03#	✓

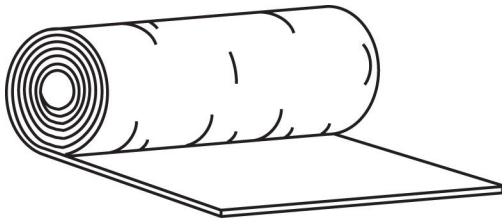
Tube Sealant



Note:
• 25' per tube at ¼" bead.

DESCRIPTION					PRICED PER TUBE
PART #	TYPE	COLOR	TUBE SIZE	TUBE WEIGHT	PRICE
HW-548	Acrylic	White	11 ounce	.75#	✓
HW-550	Acrylic	Gray	11 ounce	.75#	✓
HW-540	Urethane	White	11 ounce	.85#	✓
HW-541	Urethane	Gray	11 ounce	.85#	✓
HW-542	Urethane	Bronze	11 ounce	.85#	✓
HW-544	Urethane	Almond	11 ounce	.85#	✓
HW-549	Non-Skinning Butyl	White	10 ounce	1.00#	✓

Reflective Insulation

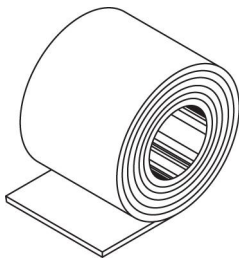


Note:

- PSR-VR with VersiTab is ¼" fiberglass with a white polypropylene scrim reinforced vapor retarder on one side and a foil film on the other side.
- RFSK with VersiTab ¼" fiberglass with a silver (aluminum) scrim reinforced vapor retarder on one side and a foil film on the other side.
- VersiTab has a 2" tab on one side and a 4" tab on the other side of the roll to allow the insulation side laps to be folded and stapled or overlapped and taped.

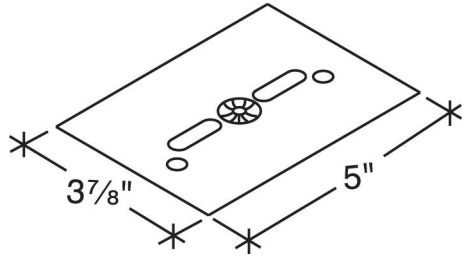
DESCRIPTION					PRICED PER ROLL
PART #	TYPE	WIDTH	LENGTH	ROLL WEIGHT	PRICE
HW-3744	PSK-VR w/Versitab	4'-0"	125'-0"	31.00#	✓
HW-3745	RFSK w/Versitab	4'-0"	125'-0"	31.00#	✓
HW-3748	PSK-VR w/Versitab	6'-0"	125'-0"	46.00#	✓
HW-3749	RFSK w/Versitab	6'-0"	125'-0"	46.00#	✓

Scrimless Aluminum Tape



DESCRIPTION				PRICED PER ROLL
PART #	WIDTH	LENGTH	ROLL WEIGHT	PRICE
HW-514	3"	150'-0"	1.50#	✓

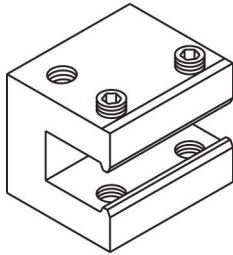
Bearing Plate



Note:
• For use with all clips

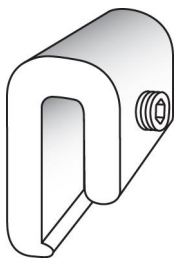
DESCRIPTION					PRICED PER HUNDRED
PART #	SSR SYSTEM	GAUGE	FINISH	WEIGHT PER 100	PRICE
HW-7500	UD & DL BL & SLK	16	Red Oxide	.32#	✓
HW-7500	UD & DL BL & SLK	16	Galvanized	.33#	✓

Utility Clamp



DESCRIPTION				PRICED PER EACH
PART #	SSR SYSTEM	MATERIAL	WEIGHT EACH	PRICE
HW-562	UD & DL BL & SLK	Aluminum	.35#	✓

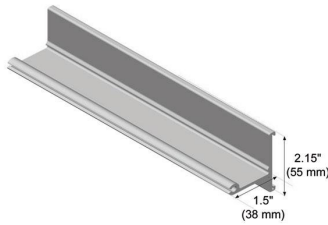
Wind Clamp



Note:
• Use at Ultra-Dek® or Double-Lok® clip locations to provide additional panel uplift capacity
• Clamp usage to be determined by a registered professional engineer

DESCRIPTION				PRICED PER EACH
PART #	SSR SYSTEM	MATERIAL	WEIGHT EACH	PRICE
HW-568	UD	Aluminum	.09#	✓
HW-569	DL	Aluminum	.09#	✓

ColorGard Cross Member - Unpunched

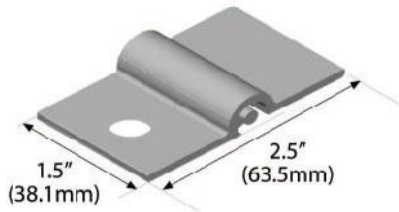


Note:

- Use the engineering program to determine number of rows of Cross Members up the roof slope

DESCRIPTION					PRICED PER EACH
PART #	SSR SYSTEM	MATERIAL	LENGTH	WEIGHT EACH	PRICE
HW-7672	All	Aluminum	8'-0"	4.01#	✓

ColorGard VersaClip

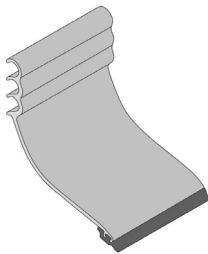


Note:

- Used to attach Cross Member to panel clamp

DESCRIPTION				PRICED PER EACH
PART #	SSR SYSTEM	MATERIAL	WEIGHT EACH	PRICE
HW-7674	All	Aluminum	.05#	✓

ColorGard SnoClip III




Note:

- One per panel required

DESCRIPTION				PRICED PER EACH
PART #	SSR SYSTEM	MATERIAL	WEIGHT EACH	PRICE
HW-7675	All	Aluminum	.27#	✓

S-5-V Clamp

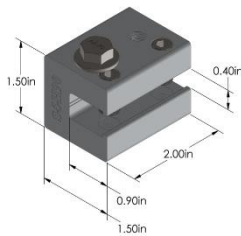


Note:

- Use the engineering program to determine clamp spacing along roof

DESCRIPTION				PRICED PER EACH
PART #	SSR SYSTEM	MATERIAL	WEIGHT EACH	PRICE
HW-7676	Ultra-Dek, Double-Lok, SuperLok	Aluminum	.39#	✓

S-5-H90 Clamp




Note:

- Use the engineering program to determine clamp spacing along roof

DESCRIPTION				PRICED PER EACH
PART #	SSR SYSTEM	MATERIAL	WEIGHT EACH	PRICE
HW-7677	BattenLok HS	Aluminum	.40#	✓

Color Strip

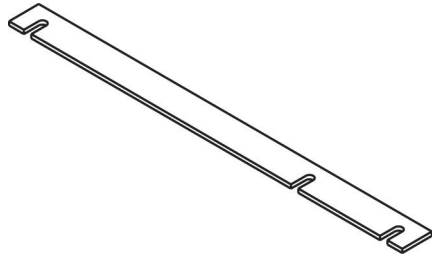


Note:

- 2" strip of material matching roof finish

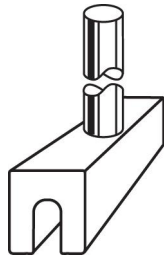
DESCRIPTION				PRICED PER EACH			
PART #	SSR SYSTEM	LENGTH	WEIGHT EACH	SIGNATURE® PLUS®	SIGNATURE® 200	SIGNATURE® 300	SIGNATURE® 300 METALLIC
FL-955	All	10'-2"	1.30#	✓	✓	✓	✓

Spacer Tool



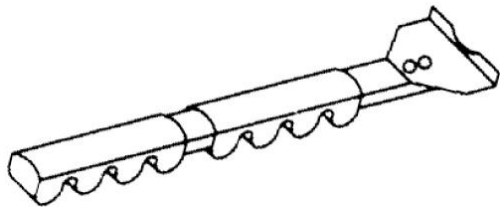
DESCRIPTION					PRICED PER EACH
PART #	SSR SYSTEM	LENGTH	MATERIAL	WEIGHT EACH	PRICE
HW-619	UD	26"	Aluminum	.20#	✓

Shaping Tool



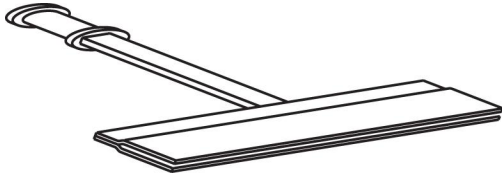
DESCRIPTION				PRICED PER EACH
PART #	SSR SYSTEM	HEIGHT	WEIGHT EACH	PRICE
HW-600	UD	3'-0"	5.00#	✓

Ultra-Dek® Unseaming Tool




DESCRIPTION					PRICED PER EACH
PART #	SSR SYSTEM	WIDTH	LENGTH	WEIGHT EACH	PRICE
HW-7770	UD	2½"	12"	1.38#	✓

Panel Hemming Tool



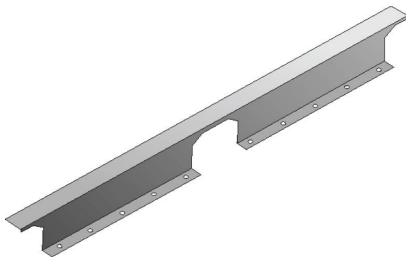
DESCRIPTION					PRICED PER EACH
PART #	SSR SYSTEM	WIDTH	HEIGHT	WEIGHT EACH	PRICE
HW-602	BL & SLK	19"	13½"	4.25#	✓

Rib Locker



DESCRIPTION					PRICED PER EACH
PART #	SSR SYSTEM	WIDTH	HEIGHT	WEIGHT EACH	PRICE
HW-624	BL	8"	18"	25.00#	✓

Roof Hugger - Model D



Height 4.5", Base 1.25", Top 2", Length 10'

Fits over existing trapezoidal panels with low clips.

The prices below are non-discountable

* Add \$275.00 crate/packaging fee for orders under 1,500 lf
Weight per 10'-0" piece - 17.70#

Notes:

1. Prices below exclude tax, freight, engineering fees and crating fee.
2. This part fits **most, but not all**, trapezoidal profiles. Customer should confirm fit.
3. Fasteners are ordered separately. ¼"-14 Tek 3 is typical.
4. If customer requires engineering, call with project specifics to obtain engineering fee.
5. Will assume no responsibility for code compliance unless engineering is included in project proposal.
6. Delivery - approximately 5 working days.

DESCRIPTION	PRICED PER EACH											
PART #	1 - 249	250 - 499	500 - 749	750 - 999	1,000 - 1,499	1,500 - 1,999	2,000 - 2,999	3,000 - 3,999	4,000 - 4,999	5,000 - 7,499	7,500 - 9,999	OVER 10,000
HW-1240D	✓	✓	✓	✓	✓	✓	✓	✓	✓	✓	✓	✓

Roof Hugger - Model T

Height 4.5", Base 1.50", Top 2", Length 10'

Fits over existing trapezoidal panels with high clips.

The below prices are non-discountable

* Add \$275.00 crate/packaging fee for orders under 1,500 lf

Weight per 10'-0" piece - 17.70#

Notes:

1. Prices below exclude tax, freight, engineering fees and crating fee.
2. This part fits **most, but not all**, trapezoidal profiles. Customer should confirm fit.
3. Special fasteners required to attach Hugger to existing purlin. #17 fasteners also required at the Hugger "arms" to attach to side of trapezoids.
4. Confirm that eave does not have thermal blocks or standoff clips.
5. If customer requires engineering, call with project specifics to obtain engineering fee.
6. Will assume no responsibility for code compliance unless engineering is included in project proposal.
7. Delivery - approximately 3 weeks.



DESCRIPTION	PRICED PER EACH									
PART #	1 - 149	150 - 249	250 - 499	500 - 749	750 - 999	1,000 - 1,499	1,500 - 1,999	2,000 - 2,999	3,000 - 3,999	OVER 4,000
HW-1240T	✓	✓	✓	✓	✓	✓	✓	✓	✓	✓

Roof Hugger - Vertical Rib

Note:


- Roof Hugger length 10'-0"
- Weight per 10'-0" piece - 13.30

The below prices are non-discountable

* Add \$275.00 crate/packaging fee for orders under 1,500 LF

Note:

1. Prices below exclude tax, freight, engineering fees and crating fee.
2. Specify existing panel width. Verify existing panel rib height is no more than 2".
3. Fasteners are ordered separately. ¼"-14 Tek 3 is typical.
4. If customer requires engineering, call with project specifics to obtain engineering fee.
5. Will assume no responsibility for code compliance unless engineering is included in project proposal.
6. For Vertical Rib panels with high clips, please inquire.
7. Delivery - approximately 3 weeks.



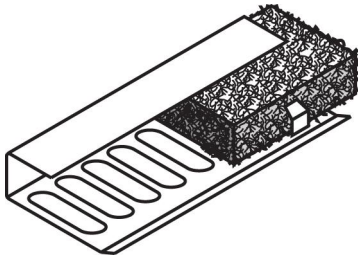
DESCRIPTION	PRICED PER EACH										
PART #	EXISTING PANEL WIDTH	1 - 149	150 - 249	250 - 499	500 - 749	750 - 999	1,000 - 1,499	1,500 - 1,999	2,000 - 2,999	3,000 - 3,999	OVER 4,000
HW-1240VR12	12"	✓	✓	✓	✓	✓	✓	✓	✓	✓	✓
HW-1240VR16	16"	✓	✓	✓	✓	✓	✓	✓	✓	✓	✓
HW-1240VR18	18"	✓	✓	✓	✓	✓	✓	✓	✓	✓	✓

Touch-Up Paint



DESCRIPTION					PRICED PER EACH
PART #	FINISH	SIZE	COLOR	WEIGHT EACH	PRICE
HW-304	Signature® 200	2 ounce	See Color Chart	.50#	✓
HW-305	Signature® 300	2 ounce	See Color Chart	.50#	✓

Metal Vent Material

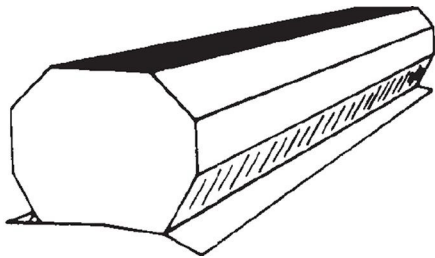


Note:

- Use with FL-540, FL-541, FL-543, FL-544, FL-545, FL-546, FL-547, FL-548 Ridge Flashing

DESCRIPTION						PRICED PER EACH
PART #	TYPE	WIDTH	GAUGE	LENGTH	WEIGHT EACH	PRICE
HW-525	Metal	4½"	24	8'-0"	4.25#	✓

Continuous Vents

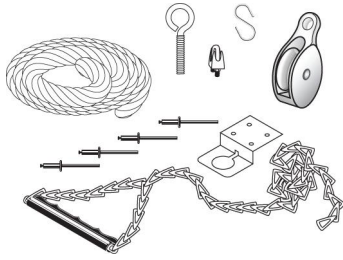


Note:

- Includes flat base, two end skirts and single vent operator.
- Vent will accommodate up to 6:12 slope.

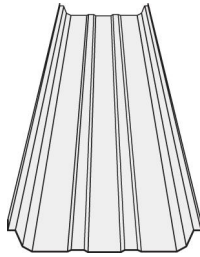
DESCRIPTION				PRICED PER EACH	
PART #	SIZE	GAUGE	WEIGHT EACH	GALVALUME PLUS®	WHITE
HW-702	9" x 10'-0"	26	115.00#	✓	✓
HW-704	12" x 10'-0"	26	150.00#	✓	✓

Vent Damper Operator Parts



DESCRIPTION				PRICED PER EACH
PART #	DESCRIPTION	PRICED PER	WEIGHT EACH	PRICE
HW-705	Vent Cable (3/16")	Foot	.10#	✓
HW-706	Vent Pulley	Each	.25#	✓
HW-708	Vent Cable Clamp	Each	.10#	✓
HW-710	Vent Eye Bolt (1/4" x 2")	Each	.10#	✓
HW-712	Vent Pull Chain With Handle	3'-0" Section	1.00#	✓
HW-714	Vent "S" Hook (1 1/2")	Each	.01#	✓

Light Transmitting Panel - UL90 - Field Installed LTP Kit



Note:

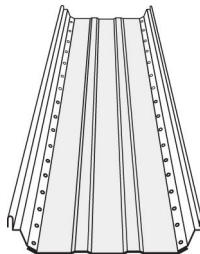
- The Field Installed Kit consists of:
 - (1) - HW-1470 LTP Panel (Uninsulated) or (1) - HW-1471 LTP Panel (Insulated),
 - (2) - HW-1210 Double-Lok Repair Caps (Mill Finish Aluminum), (1) - HW-1474 Fastener Bag (Unpainted),
 - (2) - HW-7760 Back-Up Plates, (2) tubes of HW-540 Urethane Sealant (White) and (2) rolls of Tri-Bead Tape Sealer

Note:

It is the users responsibility to ensure that the installation and use of all light transmitting panels comply with State, Federal and OSHA regulations and laws, including, but not limited to, guarding all light transmitting panels with screens, fixed standard railings, or other acceptable safety controls that prevent fall-through.

DESCRIPTION							PRICED PER EACH
PART #	TYPE	SSR SYSTEM	WIDTH	LENGTH	LTP COLOR	WEIGHT EACH	PRICE
HW-1472	Uninsulated	UD & DL	24"	10'-3"	See Note	32.95#	✓
HW-1473	Insulated	UD & DL	24"	10'-3"	See Note	39.70#	✓

Light Transmitting Panel - UL90 - Riveted Rail LTP

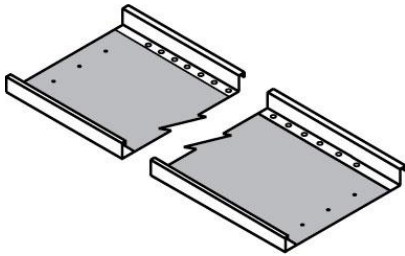


Note:

It is the users responsibility to ensure that the installation and use of all light transmitting panels comply with State, Federal and OSHA regulations and laws, including, but not limited to, guarding all light transmitting panels with screens, fixed standard railings, or other acceptable safety controls that prevent fall-through.

DESCRIPTION							PRICED PER EACH
PART #	TYPE	SSR SYSTEM	WIDTH	LENGTH	COLOR	WEIGHT EACH	PRICE
HW-1446U	Uninsulated	UD	24"	10'-3"	Snow White Side Rail	34.00#	✓
HW-1446D	Uninsulated	DL	24"	10'-3"	Snow White Side Rail	34.00#	✓
HW-1445U	Insulated	UD	24"	10'-3"	Snow White Side Rail	41.00#	✓
HW-1445D	Insulated	DL	24"	10'-3"	Snow White Side Rail	41.00#	✓

Light Transmitting Panel - UL90



Note:

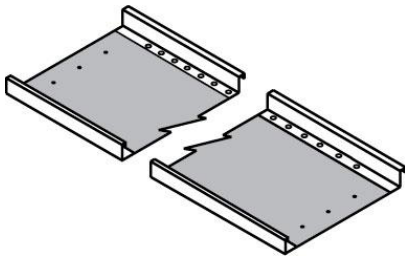
- Specify BattenLok® HS (HSB) or SuperLok®(S)
- Includes Stiffener Plate
- Allow 15 working days lead time

Note:

It is the users responsibility to ensure that the installation and use of all light transmitting panels comply with State, Federal and OSHA regulations and laws, including, but not limited to, guarding all light transmitting panels with screens, fixed standard railings, or other acceptable safety controls that prevent fall-through.

DESCRIPTION							PRICED PER EACH
PART #	TYPE	SSR SYSTEM	WIDTH	LENGTH	COLOR	WEIGHT EACH	PRICE
HW-1800HSB	Uninsulated	BL	16"	10'-6"	White	25.00#	✓
HW-1800S	Uninsulated	SLK	16"	10'-6"	White	25.00#	✓

Light Transmitting Panel - Standard



Note:

- Specify BattenLok® HS (HSB) or SuperLok®(S)
- Allow 15 working days lead time

Note:

It is the users responsibility to ensure that the installation and use of all light transmitting panels comply with State, Federal and OSHA regulations and laws, including, but not limited to, guarding all light transmitting panels with screens, fixed standard railings, or other acceptable safety controls that prevent fall-through.

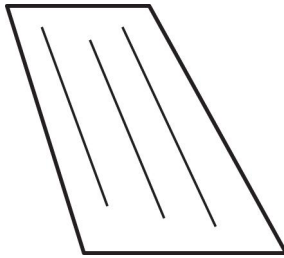
DESCRIPTION							PRICED PER EACH
PART #	TYPE	SSR SYSTEM	WIDTH	LENGTH	COLOR	WEIGHT EACH	PRICE
HW-1802HSB	Uninsulated	BL	16"	10'-6"	White	25.00#	✓
HW-1802S	Uninsulated	SLK	16"	10'-6"	White	25.00#	✓

Flat Sheet and Coil Selection Chart

	24 GAUGE		22 GAUGE	
	42¾"	48¾"	42¾"	48¾"
SIGNATURE® 300				
Colonial Red		●		
Natural Patina		●		
Medium Bronze		●		
Pacific Blue		●		
Snow White		●		
Slate Gray		●		
Almond		●		
Midnight Bronze		●		
Classic Green		●		
Everglade		●		
Brownstone		●		
Tundra		●		
Spruce		●		
Brite Red		●		
Harbor Blue		●		
Hunter Green		●		
Bone White		●		
SIGNATURE® 300 METALLIC				
Copper Metallic		●		
Silver Metallic		●		
SIGNATURE® 200				
Burnished Slate		●		
Polar White		●	●	●
Charcoal Gray		●		
Light Stone		●		
Hawaiian Blue		●		
Rustic Red		●		
Koko Brown		●		
Fern Green		●		
True Black		●		
Solar White		●		
OTHER				
Galvalume Plus® ☒	●	●	●	
High Gloss White	●			

☒ The Galvalume Plus coating is subject to variances in spangle from coil to coil which may result in noticeable shade variation in installed panels. The Galvalume Plus coating is also subject to differential weathering after panel installation. Panels may appear to be different shades due to this weathering characteristic. If a consistent appearance is required, recommends that pre-painted panels be used in lieu of Galvalume Plus. Shade variation in panels manufactured from Galvalume Plus coated material do not diminish the structural integrity of the product. These shade variations should be anticipated and are not a cause for rejection.

Flat Sheets



Note:

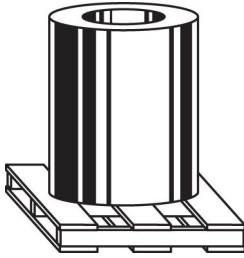
1. Add \$42.00 for flat sheet wood skid/Maximum 100 flat sheets or 3000# per skid. Maximum 14'-0" length.
2. Add \$60.00 for LTLcrating/Maximum 100 flat sheets or 3000# per skid. Maximum 14'-0" length.
3. Strippable film available for flat sheets (except for "Low Gloss Paint Finish Systems") upon request. Add \$0.10 per square foot.
4. Minimum length 5'-0", maximum length 14'-0". Flat sheet lengths over 14'-0" require special skid. Please inquire.
5. All material is Grade D.

*** See Flat Sheet and Coil Selection Chart for color availability**

DESCRIPTION				PRICED PER LINEAR FOOT
GAUGE	WIDTH	FINISH	WEIGHT PER LF	PRICE
24	42¾"	Signature® 200 *	3.32#	✓
24	42¾"	Galvalume Plus® ☒	3.32#	✓
24	42¾"	High Gloss White	3.32#	✓
24	48¾"	Signature® 300 Metallic *	3.75#	✓
24	48¾"	Signature® 300 *	3.75#	✓
24	48¾"	Signature® 200 *	3.75#	✓
24	48¾"	Galvalume Plus® ☒	3.75#	✓
22	42¾"	Signature® 200 *	4.22#	✓
22	42¾"	Galvalume Plus® ☒	4.22#	✓
22	48¾"	Signature® 300 Metallic *	4.77#	✓
22	48¾"	Signature® 300 *	4.77#	✓
22	48¾"	Signature® 200 *	4.77#	✓
22	48¾"	Galvalume Plus® ☒	4.77#	✓

☒ The Galvalume Plus coating is subject to variances in spangle from coil to coil which may result in noticeable shade variation in installed panels. The Galvalume Plus coating is also subject to differential weathering after panel installation. Panels may appear to be different shades due to this weathering characteristic. If a consistent appearance is required, recommends that pre-painted panels be used in lieu of Galvalume Plus. Shade variation in panels manufactured from Galvalume Plus coated material do not diminish the structural integrity of the product. These shade variations should be anticipated and are not a cause for rejection.

Coils



Note:

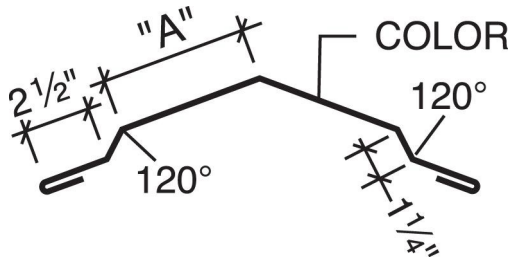
1. Add \$108.00 set-upcharge for coil. (Minimum 300 L.F.)
2. Add \$42.00 per coil for wood skid.
3. All coils are subject to ±15% of quantity ordered.
4. The camber tolerance for coils is one inch in any 20 feet.
5. Slitting available upon request - \$0.10per LF - \$300.00 minimum charge.
6. All material is Grade D or E.

*** See Flat Sheet and Coil Selection Chart for color availability**

DESCRIPTION				PRICED PER CLF COIL	
GAUGE	WIDTH	FINISH	WEIGHT PER LF	PRICE	
24	42 3/4"	Signature® 200 *	3.32#	✓	
24	42 3/4"	Galvalume Plus® ☒	3.32#	✓	
24	42 3/4"	High Gloss White	3.32#	✓	
24	48 3/8"	Signature® 300 Metallic *	3.75#	✓	
24	48 3/8"	Signature® 300 *	3.75#	✓	
24	48 3/8"	Signature® 200 *	3.75#	✓	
24	48 3/8"	Galvalume Plus® ☒	3.75#	✓	
22	42 3/4"	Signature® 200 *	4.22#	✓	
22	42 3/4"	Galvalume Plus® ☒	4.22#	✓	
22	48 3/8"	Signature® 300 Metallic *	4.77#	✓	
22	48 3/8"	Signature® 300 *	4.77#	✓	
22	48 3/8"	Signature® 200 *	4.77#	✓	
22	48 3/8"	Galvalume Plus® ☒	4.77#	✓	

☒ The Galvalume Plus coating is subject to variances in spangle from coil to coil which may result in noticeable shade variation in installed panels. The Galvalume Plus coating is also subject to differential weathering after panel installation. Panels may appear to be different shades due to this weathering characteristic. If a consistent appearance is required, recommends that pre-painted panels be used in lieu of Galvalume Plus. Shade variation in panels manufactured from Galvalume Plus coated material do not diminish the structural integrity of the product. These shade variations should be anticipated and are not a cause for rejection.

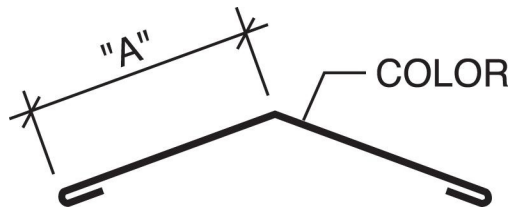
Ridge Flashing - Floating



Note:
 • Specify roof slope

DESCRIPTION								PRICED PER EACH			
PART #	DIM "A"	LENGTH	GIRTH	ROOF SLOPE	WEIGHT EACH	PEAK PURLIN SPACING	SSR SYSTEM	GALVALUME PLUS®	SIGNATURE® 200	SIGNATURE® 300	SIGNATURE® 300 METALLIC
FL-200	3½"	10'-2"	15½"	¼-2½:12	10.22#	18"	UD & DL	✓	✓	✓	✓
FL-202	4½"	10'-2"	17½"	2¾-4:12	12.00#	18"	UD & DL	✓	✓	✓	✓
FL-213	6½"	10'-2"	21½"	¼-2½:12	14.74#	24"	UD & DL	✓	✓	✓	✓
FL-214	7½"	10'-2"	23½"	2¾-4:12	15.49#	24"	UD & DL	✓	✓	✓	✓
NOTE: Use without ventilator											
FL-205	10¼"	10'-2"	29"	¼-2½:12	19.12#	32"	UD & DL	✓	✓	✓	✓
FL-207	11"	10'-2"	30½"	2¾-4:12	20.11#	32"	UD & DL	✓	✓	✓	✓
NOTE: Use with HW-702 9" Continuous Ventilator only											
FL-200	3½"	10'-2"	15½"	½-3¾:12	10.22#	18"	BL & SLK	✓	✓	✓	✓
FL-202	4½"	10'-2"	17½"	3¼-6:12	12.00#	18"	BL & SLK	✓	✓	✓	✓
FL-213	6½"	10'-2"	21½"	½-3¾:12	14.74#	24"	BL & SLK	✓	✓	✓	✓
FL-214	7½"	10'-2"	23½"	3¼-6:12	15.49#	24"	BL & SLK	✓	✓	✓	✓
NOTE: Use without ventilator											

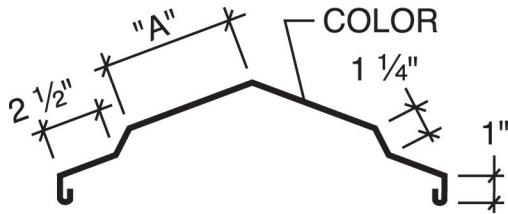
Ridge/Hip Flashing - Fixed



Note:
 • Specify roof slope
 • Use with BattenLok HS and SuperLok only
 • Use without vent material
 • Specify use as ridge or hip

DESCRIPTION								PRICED PER EACH			
PART #	DIM "A"	LENGTH	GIRTH	ROOF SLOPE	WEIGHT EACH	PEAK PURLIN SPACING	SSR SYSTEM	GALVALUME PLUS®	SIGNATURE® 200	SIGNATURE® 300	SIGNATURE® 300 METALLIC
FL-209	6"	10'-2"	13"	½-3¾:12	8.91#	18"	BL & SLK	✓	✓	✓	✓
FL-211	7"	10'-2"	15"	3¼-6:12	10.28#	18"	BL & SLK	✓	✓	✓	✓
FL-212	11½"	10'-2"	24"	½-3¾:12	15.88#	24"	BL & SLK	✓	✓	✓	✓

Ridge Flashing

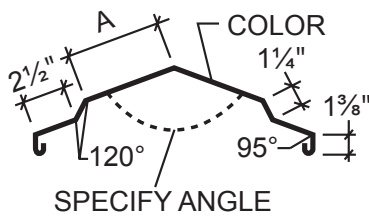


Note:

- Specify roof slope
- Use with FL-254 Perforated Vent Drip

DESCRIPTION							PRICED PER EACH			
PART #	DIM "A"	LENGTH	GIRTH	ROOF SLOPE	WEIGHT EACH	PEAK PURLIN SPACING	GALVALUME PLUS®	SIGNATURE® 200	SIGNATURE® 300	SIGNATURE® 300 METALLIC
FL-300	4½"	10'-2"	19½"	½-3¾:12	13.37#	18"	✓	✓	✓	✓
FL-302	5½"	10'-2"	21½"	3¼-6:12	14.18#	18"	✓	✓	✓	✓
FL-303	7½"	10'-2"	25½"	½-3¾:12	18.37#	24"	✓	✓	✓	✓
FL-304	8½"	10'-2"	27½"	3¼-6:12	19.74#	24"	✓	✓	✓	✓

Ridge Flashing For Metal Vent

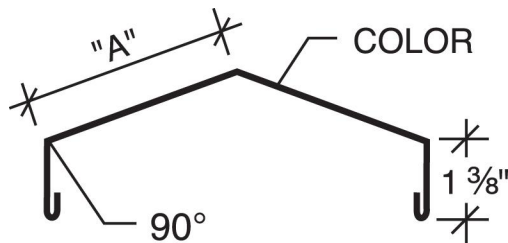


Note:

- Specify roof slope
- Use with HW-525 Metal Vent Material

DESCRIPTION							PRICED PER EACH			
PART #	DIM "A"	LENGTH	GIRTH	ROOF SLOPE	WEIGHT EACH	PEAK PURLIN SPACING	GALVALUME PLUS®	SIGNATURE® 200	SIGNATURE® 300	SIGNATURE® 300 METALLIC
FL-540	5½"	10'-2"	22¼"	½-3:12	14.67#	18"	✓	✓	✓	✓
FL-541	6"	10'-2"	23¼"	3¼-5:12	15.64#	18"	✓	✓	✓	✓
FL-543	8½"	10'-2"	28¼"	½-3:12	18.94#	24"	✓	✓	✓	✓
FL-544	9"	10'-2"	29¼"	3¼-5:12	19.67#	24"	✓	✓	✓	✓

Ridge Flash Metal Vent - Fixed

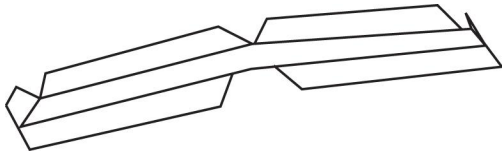


Note:

- Specify roof slope
- Use with BattenLok HS and SuperLok only

DESCRIPTION								PRICED PER EACH			
PART #	DIM "A"	LENGTH	GIRTH	ROOF SLOPE	WEIGHT EACH	PEAK PURLIN SPACING	SSR SYSTEM	GALVALUME PLUS®	SIGNATURE® 200	SIGNATURE® 300	SIGNATURE® 300 METALLIC
FL-545	8¾"	10'-2"	21½"	½-3:12	14.74#	18"	BL & SLK	✓	✓	✓	✓
FL-546	9½"	10'-2"	22¾"	3¼-5:12	16.37#	18"	BL & SLK	✓	✓	✓	✓
FL-547	11¾"	10'-2"	27½"	½-3:12	18.85#	24"	BL & SLK	✓	✓	✓	✓
FL-548	12½"	10'-2"	28¾"	3¼-5:12	19.42#	24"	BL & SLK	✓	✓	✓	✓

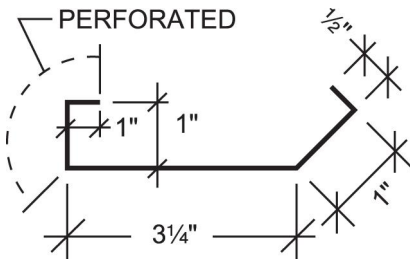
Ridge End Cap



Note:
 • Specify ridge flash to be used and roof slope

DESCRIPTION		PRICED PER EACH			
PART #	WEIGHT EACH	GALVALUME PLUS®	SIGNATURE® 200	SIGNATURE® 300	SIGNATURE® 300 METALLIC
FL-201	.15#	✓	✓	✓	✓

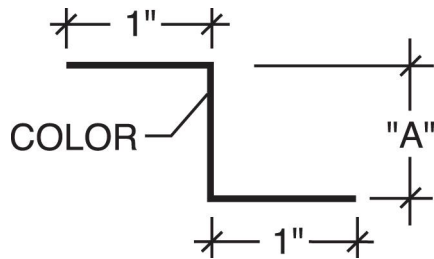
Perforated Vent Drip



Note:
 • 24 gauge material - Galvalume® Plusonly
 • Use with FL-300, FL-302, FL-303, FL-304 Ridge Flashing

DESCRIPTION				PRICED PER EACH	
PART # PLUS®	LENGTH	GIRTH	WEIGHT EACH	GALVALUME	
FL-254	10'-2"	6¾"	5.58#	✓	

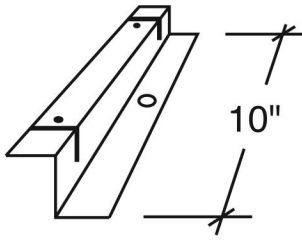
"Z" Closure



Note:
 • 24 gauge material
 • Use at hips

DESCRIPTION						PRICED PER EACH			
PART #	DIM "A"	LENGTH	GIRTH	SSR SYSTEM	WEIGHT EACH	GALVALUME PLUS®	SIGNATURE® 200	SIGNATURE® 300	SIGNATURE® 300 METALLIC
FL-360	3"	10'-2"	5"	UD & DL	4.11#	✓	✓	✓	✓
FL-361	2"	10'-2"	4"	BL & SLK	3.31#	✓	✓	✓	✓

Gutter Strap

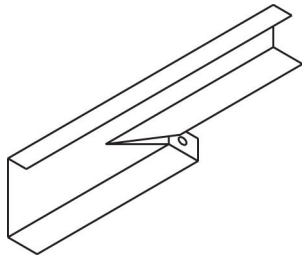


Note:

- 18 gauge material
- Use with FL-240A/B/F, FL-241A/B/F, FL-247A/B/H or FL-248A/B/H Sculptured Gutter
- Use with FL-730A/B, FL-732A/B, FL-752A/B or FL-754A/B Style Gutter

DESCRIPTION					PRICED PER EACH	
PART #	LENGTH	GIRTH	WEIGHT EACH	GALVALUME	PAINTED	
FL-246	10"	2 1/4"	.30#	✓	✓	

SLX Gutter Hanger

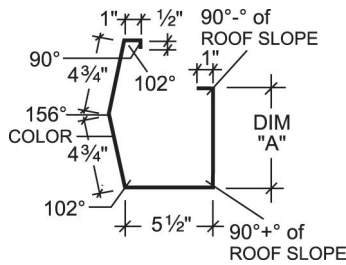


Note:

- 22 gauge material
- Use with FL-630 SLX Gutter-Box, FL-632 SLX Gutter-Standard, FL-634 SLX Gutter-SW Large or FL-636 SLX Gutter-Snow Large

DESCRIPTION					PRICED PER EACH	
PART #	LENGTH	GIRTH	WEIGHT EACH	GALVALUME	PAINTED	
HW-1211	18"	6 1/8"	.87#	✓	✓	

Sculptured Gutter - Standard

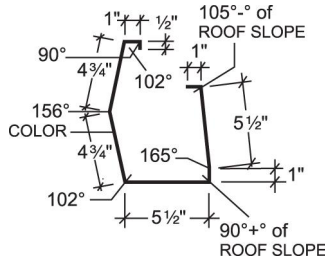


Note:

- Use with Ultra-Dek® and Double-Lok® roof systems only
- Use in installations where FL-271 or FL-272 panel caps are used
- Specify roof slope
- Add \$7.62 per piece for mitered trim - Specify left or right

DESCRIPTION						PRICED PER EACH			
PART #	DIM "A"	LENGTH	GIRTH	ROOF SLOPE	WEIGHT EACH	GALVALUME PLUS®	SIGNATURE® 200	SIGNATURE® 300	SIGNATURE® 300 METALLIC
FL-240A	6 5/16"	10'-2"	23 13/16"	¼-4:12	15.70#	✓	✓	✓	✓
FL-241A	6 5/16"	20'-2"	23 13/16"	¼-4:12	31.14#	✓	✓	✓	✓
FL-240B	6 15/16"	10'-2"	24 7/16"	4 1/16-6:12	16.11#	✓	✓	✓	✓
FL-241B	6 15/16"	20'-2"	24 7/16"	4 1/16-6:12	31.96#	✓	✓	✓	✓

Sculptured Gutter - Optional

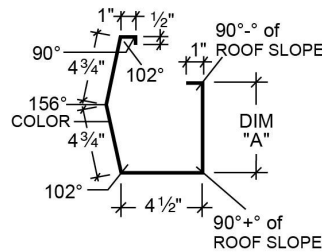


Note:

- Use with Ultra-Dek® and Double-Lok® roof systems only
- Use in installations where FL-271 or FL-272 panel caps are used
- Specify roof slope
- Add \$7.62 per piece for mitered trim - Specify left or right

DESCRIPTION					PRICED PER EACH			
PART #	LENGTH	GIRTH	ROOF SLOPE	WEIGHT EACH	GALVALUME PLUS®	SIGNATURE® 200	SIGNATURE® 300	SIGNATURE® 300 METALLIC
FL-240F	10'-2"	24"	¼-4:12	15.82#	✓	✓	✓	✓
FL-241F	20'-2"	24"	¼-4:12	31.39#	✓	✓	✓	✓

Sculptured Gutter - Standard

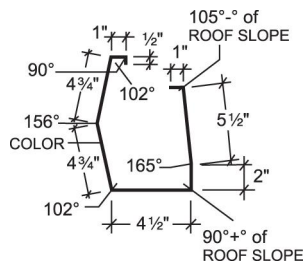


Note:

- Use with BattenLok® HS and SuperLok® roof systems only
- Use in installations where FL-271 or FL-272 panel caps are used
- Specify roof slope
- Add \$7.62 per piece for mitered trim - Specify left or right

DESCRIPTION					PRICED PER EACH				
PART #	DIM "A"	LENGTH	GIRTH	ROOF SLOPE	WEIGHT EACH	GALVALUME PLUS®	SIGNATURE® 200	SIGNATURE® 300	SIGNATURE® 300 METALLIC
FL-247A	7 5/16"	10'-2"	23 13/16"	½-4:12	17.73#	✓	✓	✓	✓
FL-248A	7 5/16"	20'-2"	23 13/16"	½-4:12	35.50#	✓	✓	✓	✓
FL-247B	7 15/16"	10'-2"	24 7/16"	4 1/4-6:12	18.88#	✓	✓	✓	✓
FL-248B	7 15/16"	20'-2"	24 7/16"	4 1/4-6:12	35.77#	✓	✓	✓	✓

Sculptured Gutter - Optional

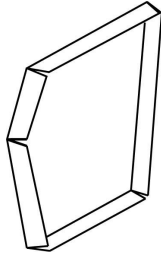


Note:

- Use with BattenLok® HS and SuperLok® roof systems only
- Use in installations where FL-271 or FL-272 panel caps are used
- Specify roof slope
- Add \$7.62 per piece for mitered trim - Specify left or right

DESCRIPTION					PRICED PER EACH			
PART #	LENGTH	GIRTH	ROOF SLOPE	WEIGHT EACH	GALVALUME PLUS®	SIGNATURE® 200	SIGNATURE® 300	SIGNATURE® 300 METALLIC
FL-247H	10'-2"	24"	½-4:12	17.92#	✓	✓	✓	✓
FL-248H	20'-2"	24"	½-4:12	38.82#	✓	✓	✓	✓

Gutter Ends

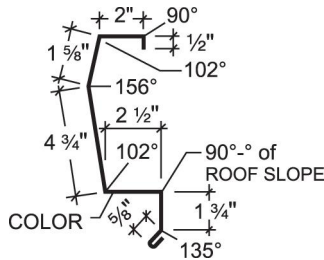


Note:

- Use with all Sculptured Gutters
- End Caps will be made to fit gutter ordered
- Specify left or right
- Specify gutter part number
- Specify roof slope

DESCRIPTION		PRICED PER EACH			
PART #	WEIGHT EACH	GALVALUME PLUS®	SIGNATURE® 200	SIGNATURE® 300	SIGNATURE® 300 METALLIC
FL-245	.38#	✓	✓	✓	✓

Sculptured Eave Trim

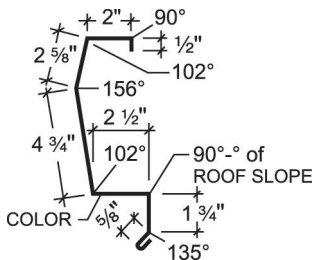


Note:

- Use with Ultra-Dek® and Double-Lok® roof systems only
- Specify roof slope
- Specify open hem when using with FL-338 Continuous Cleat

DESCRIPTION				PRICED PER EACH			
PART #	LENGTH	GIRTH	WEIGHT EACH	GALVALUME PLUS®	SIGNATURE® 200	SIGNATURE® 300	SIGNATURE® 300 METALLIC
FL-250	10'-2"	14 1/4"	9.77#	✓	✓	✓	✓
FL-251	20'-2"	14 1/4"	19.62#	✓	✓	✓	✓

Sculptured Eave Trim

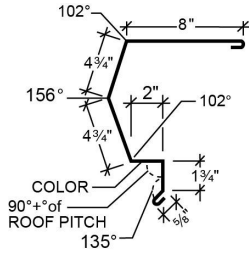


Note:

- Use with BattenLok® HS and SuperLok® roof systems only
- Specify roof slope
- Specify open hem when using with FL-338 Continuous Cleat

DESCRIPTION				PRICED PER EACH			
PART #	LENGTH	GIRTH	WEIGHT EACH	GALVALUME PLUS®	SIGNATURE® 200	SIGNATURE® 300	SIGNATURE® 300 METALLIC
FL-252	10'-2"	15 1/4"	10.46#	✓	✓	✓	✓
FL-253	20'-2"	15 1/4"	21.00#	✓	✓	✓	✓

Retro-Fit High Eave Trim

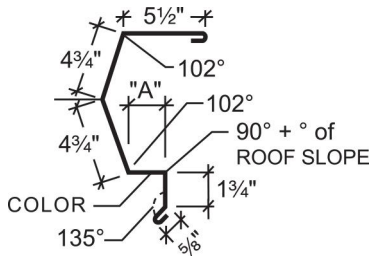


Note:

- Use with Double-Lok® roof systems only
- 24 gauge material
- Specify roof slope
- Add \$7.62 per piece for mitered trim - Specify left or right

DESCRIPTION				PRICED PER EACH			
PART #	LENGTH	GIRTH	WEIGHT EACH	GALVALUME PLUS®	SIGNATURE® 200	SIGNATURE® 300	SIGNATURE® 300 METALLIC
FL-863	10'-2"	22 ⁷ / ₈ "	18.92#	✓	✓	✓	✓

Sculptured High Side Eave Trim

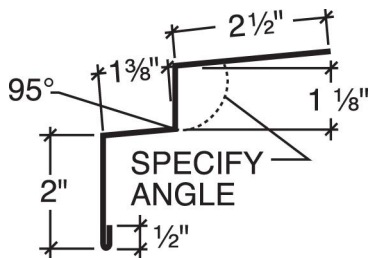


Note:

- Use with all SSR roof systems
- Specify roof slope
- Specify open hem when using with FL-338 Continuous Cleat
- Add \$7.62 per piece for mitered trim - Specify left or right

DESCRIPTION						PRICED PER EACH			
PART #	DIM "A"	LENGTH	GIRTH	ROOF SLOPE	WEIGHT EACH	GALVALUME PLUS®	SIGNATURE® 200	SIGNATURE® 300	SIGNATURE® 300 METALLIC
FL-265	2"	10'-2"	20 ³ / ₈ "	¼-1 ³ / ₄ :12	14.36#	✓	✓	✓	✓
FL-265B	3 ¹ / ₁₆ "	10'-2"	22 ¹ / ₁₆ "	1 ³ / ₁₆ -4:12	14.57#	✓	✓	✓	✓

Offset Panel Cap Trim

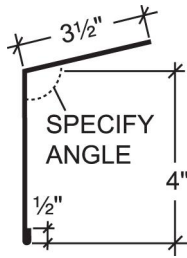


Note:

- Use with PBR or AVP wall panels
- Specify roof slope or angle indicated on drawing

DESCRIPTION				PRICED PER EACH			
PART #	LENGTH	GIRTH	WEIGHT EACH	GALVALUME PLUS®	SIGNATURE® 200	SIGNATURE® 300	SIGNATURE® 300 METALLIC
FL-271	10'-2"	7 ¹ / ₂ "	4.95#	✓	✓	✓	✓

Box Panel Cap Trim

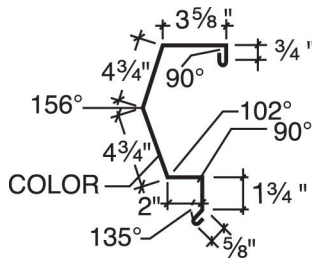


Note:

- Specify roof slope or angle indicated on drawing

DESCRIPTION				PRICED PER EACH			
PART #	LENGTH	GIRTH	WEIGHT EACH	GALVALUME PLUS®	SIGNATURE® 200	SIGNATURE® 300	SIGNATURE® 300 METALLIC
FL-272	10'-2"	8"	5.27#	✓	✓	✓	✓

Sculptured Rake Trim

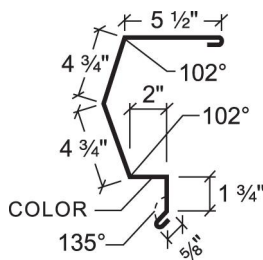


Note:

- Use with all SSR roof systems
- Add \$7.62 per piece for mitered trim - Specify left or right

DESCRIPTION				PRICED PER EACH			
PART #	LENGTH	GIRTH	WEIGHT EACH	GALVALUME PLUS®	SIGNATURE® 200	SIGNATURE® 300	SIGNATURE® 300 METALLIC
FL-110	10'-2"	19 1/4"	12.69#	✓	✓	✓	✓
FL-111	20'-2"	19 1/4"	25.18#	✓	✓	✓	✓

Retro-Fit Rake Trim

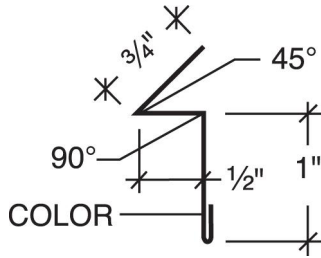


Note:

- Use with Double-Lok® roof systems only
- 24 gauge material
- Specify roof slope
- Add \$7.62 per piece for mitered trim - Specify left or right

DESCRIPTION				PRICED PER EACH			
PART #	LENGTH	GIRTH	WEIGHT EACH	GALVALUME PLUS®	SIGNATURE® 200	SIGNATURE® 300	SIGNATURE® 300 METALLIC
FL-861	10'-2"	20 3/8"	16.86#	✓	✓	✓	✓

Rake Slide

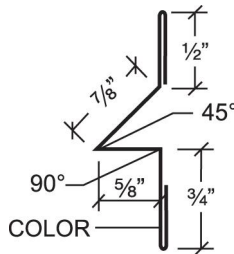


Note:

- Use with all Floating SSR roof systems
- 24 gauge material

DESCRIPTION				PRICED PER EACH			
PART #	LENGTH	GIRTH	WEIGHT EACH	GALVALUME PLUS®	SIGNATURE® 200	SIGNATURE® 300	SIGNATURE® 300 METALLIC
FL-115	10'-2"	2 3/4"	2.37#	✓	✓	✓	✓

Rake Slide - High Wind

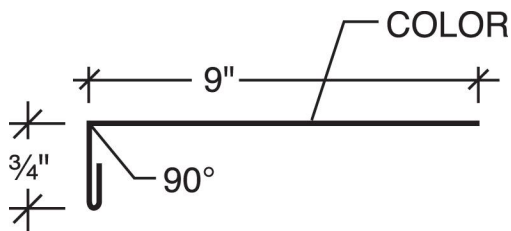


Note:

- Use with all Floating SSR roof systems
- 24 gauge material

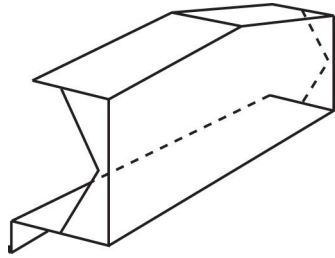
DESCRIPTION				PRICED PER EACH			
PART #	LENGTH	GIRTH	WEIGHT EACH	GALVALUME PLUS®	SIGNATURE® 200	SIGNATURE® 300	SIGNATURE® 300 METALLIC
FL-215	10'-2"	3 3/4"	3.10#	✓	✓	✓	✓

Variable Termination



DESCRIPTION				PRICED PER EACH			
PART #	LENGTH	GIRTH	WEIGHT EACH	GALVALUME PLUS®	SIGNATURE® 200	SIGNATURE® 300	SIGNATURE® 300 METALLIC
FL-117	14'-2"	10 1/4"	9.42#	✓	✓	✓	✓

Fixed Peak Box - Sculptured Rake

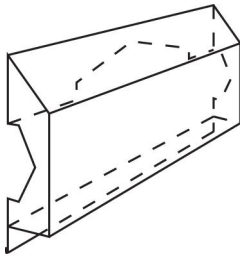


Note:

- Use with Ultra-Dek®, BattenLok® HS and SuperLok® roof systems only
- Use FL-120 with FL-209 or FL-211 Ridge/Hip Flashing and FL-110 or FL-111 Sculptured Rake Trim
- Use FL-121 with FL-212 Ridge/Hip Flashing and FL-110 or FL-111 Sculptured Rake Trim
- Specify roof slope

DESCRIPTION					PRICED PER EACH			
PART #	LENGTH	GIRTH	ROOF SLOPE	WEIGHT EACH	GALVALUME PLUS®	SIGNATURE® 200	SIGNATURE® 300	SIGNATURE® 300 METALLIC
FL-120	1'-6"	21"	½-6:12	2.36#	✓	✓	✓	✓
FL-121	2'-6"	21"	½-3¾:12	3.71#	✓	✓	✓	✓

Floating Peak Box - Sculptured Rake

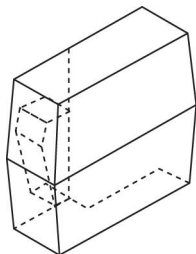


Note:

- Use with all SSR roof systems
- Specify roof slope
- Price includes Cinch Angles and Flexible Membrane
- Use FL-125 with FL-200, FL-202, FL-213 or FL-214 Ridge Flashing - Floating, FL-300 or FL-302 Ridge Flashing or FL-540 or FL-541 Ridge Flashing for Metal Vent and FL-110 or FL-111 Sculptured Rake Trim
- Use FL-126 with FL-205 or FL-207 Ridge Flashing - Floating or FL-303 or FL-304 Ridge Flashing or FL-543 or FL-544 Ridge Flashing for Metal Vent and FL-110 or FL-111 Sculptured Rake Trim

DESCRIPTION					PRICED PER EACH			
PART #	LENGTH	GIRTH	ROOF SLOPE	WEIGHT EACH	GALVALUME PLUS®	SIGNATURE® 200	SIGNATURE® 300	SIGNATURE® 300 METALLIC
FL-125	2'-1"	33¼"	¼-6:12	5.92#	✓	✓	✓	✓
FL-126	2'-6"	37¼"	¼-6:13	7.41#	✓	✓	✓	✓

Sculptured Low Eave Corner Box

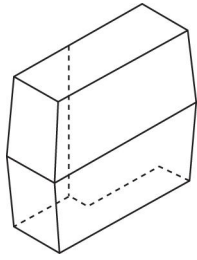


Note:

- Specify left or right
- Specify roof slope
- Use FL-132 with Ultra-Dek® and Double-Lok® roof systems only
- Use FL-132 with FL-250 or FL-251 Sculptured Eave Trim and FL-110 or FL-111 Sculptured Rake Trim
- Use FL-132B with BattenLok® HS and SuperLok® roof systems only
- Use FL-132B with FL-252 or FL-253 Sculptured Eave Trim and FL-110 or FL-111 Sculptured Rake Trim

DESCRIPTION		PRICED PER EACH			
PART #	WEIGHT EACH	GALVALUME PLUS®	SIGNATURE® 200	SIGNATURE® 300	SIGNATURE® 300 METALLIC
FL-132	1.69#	✓	✓	✓	✓
FL-132B	1.69#	✓	✓	✓	✓

Sculptured Rake End

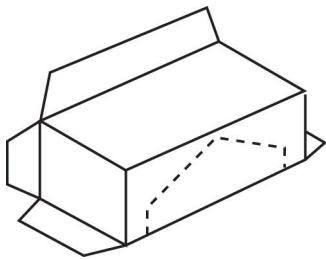


Note:

- Use with all SSR roof systems only
- Use with FL-110 or FL-111 Sculptured Rake Trim
- Specify left or right

DESCRIPTION			PRICED PER EACH			
PART #	WEIGHT EACH		GALVALUME PLUS®	SIGNATURE® 200	SIGNATURE® 300	SIGNATURE® 300 METALLIC
FL-134	1.54#		✓	✓	✓	✓

Parapet Peak Box

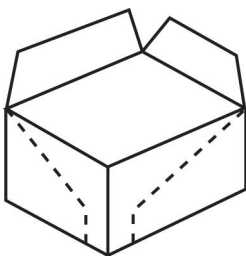


Note:

- Use with all SSR roof systems
- Use HW-5300 9" Flashdek or HW-5302 12" Flashdek to seal Ridge Flashing to parapet wall
- Field cut to fit Ridge Flashing profile
- Use FL-295 with FL-200, FL-202, FL-213 or FL-214 Ridge Flashing - Floating, FL-300 or FL-302 Ridge Flashing or FL-540 or FL-541 Ridge Flashing for Metal Vent
- Use FL-297 with FL-205 or FL-207 Ridge Flashing Floating

DESCRIPTION			PRICED PER EACH			
PART #	GIRTH	WEIGHT EACH	GALVALUME PLUS®	SIGNATURE® 200	SIGNATURE® 300	SIGNATURE® 300 METALLIC
FL-295	14"	2.24#	✓	✓	✓	✓
FL-297	16"	2.76#	✓	✓	✓	✓

Parapet Corner Box

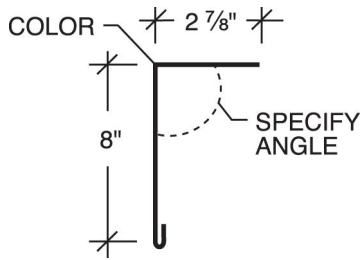


Note:

- Use with all SSR roof systems
- Use with FL-276 Parapet High Side Eave Flashing - Fixed or FL-274/275 Parapet High Side Eave Flashing - Floating and FL-280, FL-281 or FL-282 Parapet Rake Flash - Fixed or FL-285, FL-286 or FL-287 Parapet Rake Flash - Floating
- Use HW-5300 9" Flashdek or HW-5302 12" Flashdek to seal Parapet Flashing to parapet wall
- Field cut to fit Parapet Flashing profile

DESCRIPTION				PRICED PER EACH			
PART #	LENGTH	GIRTH	WEIGHT EACH	GALVALUME PLUS®	SIGNATURE® 200	SIGNATURE® 300	SIGNATURE® 300 METALLIC
FL-299	18"	18"	1.75#	✓	✓	✓	✓

Flat Eave Trim

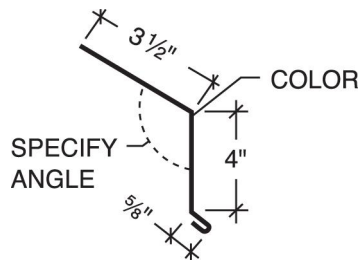


Note:

- Specify roof slope or angle indicated on drawing

DESCRIPTION				PRICED PER EACH			
PART #	LENGTH	GIRTH	WEIGHT EACH	GALVALUME PLUS®	SIGNATURE® 200	SIGNATURE® 300	SIGNATURE® 300 METALLIC
FL-270	10'-2"	11 3/8"	8.38#	✓	✓	✓	✓

Box Eave Trim

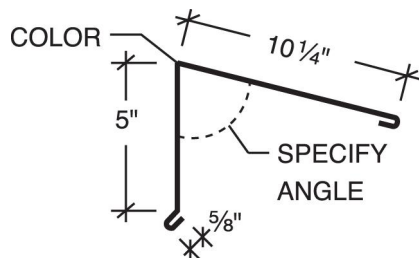


Note:

- 24 gauge material
- Specify roof slope or angle indicated on drawing
- Specify open hem when using with FL-338 Continuous Cleat

DESCRIPTION				PRICED PER EACH			
PART #	LENGTH	GIRTH	WEIGHT EACH	GALVALUME PLUS®	SIGNATURE® 200	SIGNATURE® 300	SIGNATURE® 300 METALLIC
FL-325	10'-2"	8 5/8"	7.10#	✓	✓	✓	✓
FL-326	20'-2"	8 5/8"	14.25#	✓	✓	✓	✓

Box High Side Eave Trim

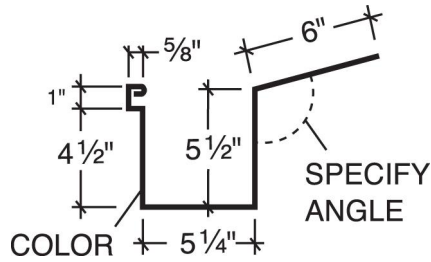


Note:

- 24 gauge material
- Specify roof slope or angle indicated on drawing
- Specify open hem when using with FL-338 Continuous Cleat

DESCRIPTION				PRICED PER EACH			
PART #	LENGTH	GIRTH	WEIGHT EACH	GALVALUME PLUS®	SIGNATURE® 200	SIGNATURE® 300	SIGNATURE® 300 METALLIC
FL-332	20'-2"	16 7/8"	26.23#	✓	✓	✓	✓

Box Gutter

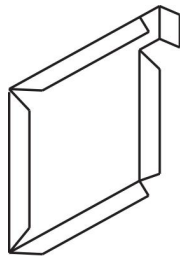


Note:

- Use with BattenLok® HS and SuperLok® roof systems
- 24 gauge material
- Specify roof slope or angle indicated on drawing
- Snow Gutter available - Please inquire

DESCRIPTION				PRICED PER EACH			
PART #	LENGTH	GIRTH	WEIGHT EACH	GALVALUME PLUS®	SIGNATURE® 200	SIGNATURE® 300	SIGNATURE® 300 METALLIC
FL-307	10'-2"	24"	19.86#	✓	✓	✓	✓
FL-308	20'-2"	24"	34.40#	✓	✓	✓	✓

Box Gutter End Cap

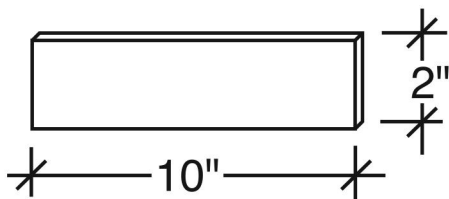


Note:

- Use with FL-307 or FL-308 Box Gutter
- 24 gauge material
- Specify Left or Right

DESCRIPTION		PRICED PER EACH			
PART #	WEIGHT EACH	GALVALUME PLUS®	SIGNATURE® 200	SIGNATURE® 300	SIGNATURE® 300 METALLIC
FL-309	.31#	✓	✓	✓	✓

Box Gutter Strap

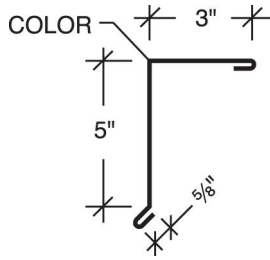


Note:

- Use with FL-307 or FL-308 Box Gutter
- 24 gauge material

DESCRIPTION				PRICED PER EACH			
PART #	LENGTH	GIRTH	WEIGHT EACH	GALVALUME PLUS®	SIGNATURE® 200	SIGNATURE® 300	SIGNATURE® 300 METALLIC
FL-310	10"	2"	.14#	✓	✓	✓	✓

Box Rake Trim

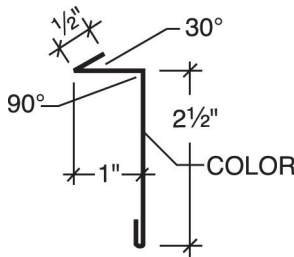


Note:

- 24-gauge material only
- Specify open hem when using with FL-338 Continuous Cleat

DESCRIPTION				PRICED PER EACH			
PART #	LENGTH	GIRTH	WEIGHT EACH	GALVALUME PLUS®	SIGNATURE® 200	SIGNATURE® 300	SIGNATURE® 300 METALLIC
FL-305	10'-2"	9 5/8"	7.96#	✓	✓	✓	✓
FL-306	20'-2"	9 5/8"	18.83#	✓	✓	✓	✓

Counterflash

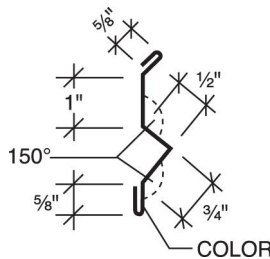


Note:

- 24-gauge material only

DESCRIPTION				PRICED PER EACH			
PART #	LENGTH	GIRTH	WEIGHT EACH	GALVALUME PLUS®	SIGNATURE® 200	SIGNATURE® 300	SIGNATURE® 300 METALLIC
FL-341	10'-2"	4 1/2"	3.48#	✓	✓	✓	✓
FL-342	14'-0"	4 1/2"	6.96#	✓	✓	✓	✓

Alternate Counterflash

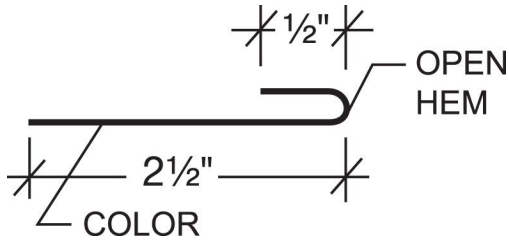


Note:

- 24-gauge material only

DESCRIPTION				PRICED PER EACH			
PART #	LENGTH	GIRTH	WEIGHT EACH	GALVALUME PLUS®	SIGNATURE® 200	SIGNATURE® 300	SIGNATURE® 300 METALLIC
FL-343	10'-2"	4 1/2"	3.48#	✓	✓	✓	✓
FL-344	14'-0"	4 1/2"	6.96#	✓	✓	✓	✓

Panel Starter

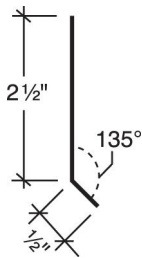


Note:

- Use with vertical applications (Fascia) only
- 24-gauge material only

DESCRIPTION				PRICED PER EACH			
PART #	LENGTH	GIRTH	WEIGHT EACH	GALVALUME PLUS®	SIGNATURE® 200	SIGNATURE® 300	SIGNATURE® 300 METALLIC
FL-335	10'-2"	3"	2.48#	✓	✓	✓	✓

Continuous Cleat

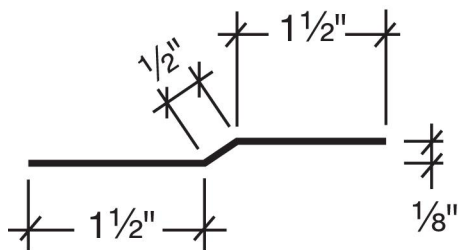


Note:

- 24-gauge material - Assorted colors only.

DESCRIPTION				PRICED PER EACH
PART #	LENGTH	GIRTH	WEIGHT EACH	ASSORTED COLORS
FL-338	10'-2"	3"	2.45#	✓

Offset Cleat

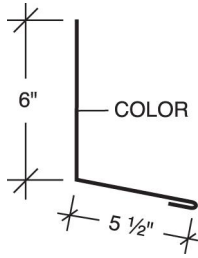


Note:

- 24-gauge material - Assorted colors only.

DESCRIPTION				PRICED PER EACH
PART #	LENGTH	GIRTH	WEIGHT EACH	ASSORTED COLORS
FL-337	10'-2"	3 1/2"	2.45#	✓

Parapet High Side Eave Flash - Fixed

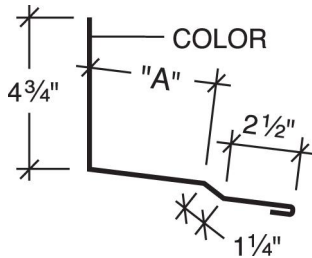


Note:

- Use with Ultra-Dek®, BattenLok® HS and SuperLok® roof systems only
- Specify roof slope

DESCRIPTION				PRICED PER EACH			
PART #	LENGTH	GIRTH	WEIGHT EACH	GALVALUME PLUS®	SIGNATURE® 200	SIGNATURE® 300	SIGNATURE® 300 METALLIC
FL-276	10'-2"	12"	7.91#	✓	✓	✓	✓

Parapet High Side Eave Flash - Floating

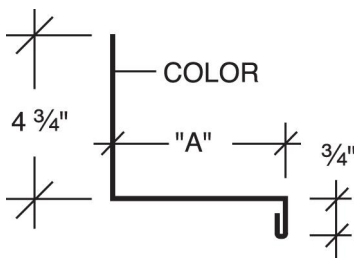


Note:

- Specify roof slope
- Use with all SSR roof systems

DESCRIPTION					PRICED PER EACH			
PART #	DIM "A"	LENGTH	GIRTH	WEIGHT EACH	GALVALUME PLUS®	SIGNATURE® 200	SIGNATURE® 300	SIGNATURE® 300 METALLIC
FL-275	3 1/2"	10'-2"	12 1/2"	8.24#	✓	✓	✓	✓
FL-274	4 1/2"	10'-2"	13 1/2"	9.26#	✓	✓	✓	✓

Parapet Rake Flash - Fixed

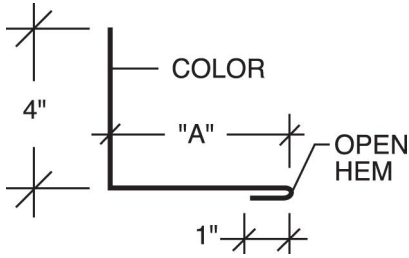


Note:

- Use with Ultra-Dek®, BattenLok® HS and SuperLok® roof systems only

DESCRIPTION					PRICED PER EACH			
PART #	DIM "A"	LENGTH	GIRTH	WEIGHT EACH	GALVALUME PLUS®	SIGNATURE® 200	SIGNATURE® 300	SIGNATURE® 300 METALLIC
FL-280	2"	10'-2"	8"	5.27#	✓	✓	✓	✓
FL-281	4"	10'-2"	10"	6.59#	✓	✓	✓	✓
FL-282	6"	10'-2"	12"	8.84#	✓	✓	✓	✓

Parapet Rake Flash - Floating

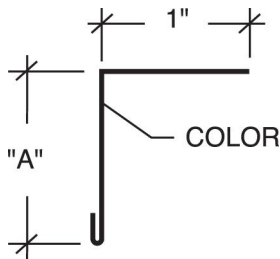


Note:

- Use with all SSR roof systems

DESCRIPTION					PRICED PER EACH			
PART #	DIM "A"	LENGTH	GIRTH	WEIGHT EACH	GALVALUME PLUS®	SIGNATURE® 200	SIGNATURE® 300	SIGNATURE® 300 METALLIC
FL-285	3"	10'-2"	8"	5.27#	✓	✓	✓	✓
FL-286	5"	10'-2"	10"	6.59#	✓	✓	✓	✓
FL-287	7"	10'-2"	12"	8.84#	✓	✓	✓	✓

Parapet Rake Cleat

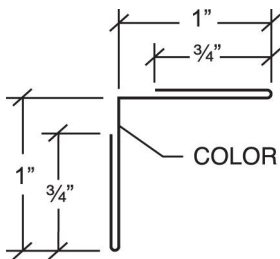


Note:

- Use FL-290 with Ultra-Dek® and Double-Lok® roof systems only
- Use with FL-285, FL-286 or FL-287 Parapet Rake Flash - Floating
- Use FL-291 with BattenLok® HS and SuperLok® roof systems only
- Use with FL-285, FL-286 or FL-287 Parapet Rake Flash - Floating

DESCRIPTION					PRICED PER EACH			
PART #	DIM "A"	LENGTH	GIRTH	WEIGHT EACH	GALVALUME PLUS®	SIGNATURE® 200	SIGNATURE® 300	SIGNATURE® 300 METALLIC
FL-290	¾"	10'-2"	2¼"	1.48#	✓	✓	✓	✓
FL-291	1"	10'-2"	2½"	1.65#	✓	✓	✓	✓

Parapet Rake Cleat - High Wind

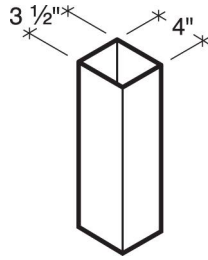


Note:

- Use with BattenLok® HS and SuperLok® roof systems only
- Use with FL-285, FL-286 or FL-287 Parapet Rake Flash - Floating

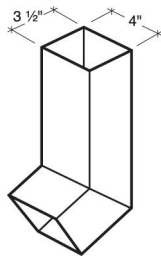
DESCRIPTION				PRICED PER EACH			
PART #	LENGTH	GIRTH	WEIGHT EACH	GALVALUME PLUS®	SIGNATURE® 200	SIGNATURE® 300	SIGNATURE® 300 METALLIC
FL-292	10'-2"	3½"	2.90#	✓	✓	✓	✓

Downspout - Straight



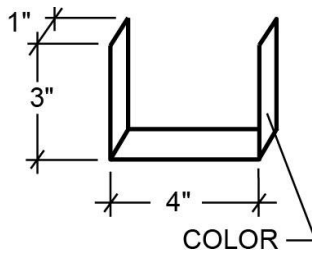
DESCRIPTION				PRICED PER EACH			
PART #	LENGTH	GIRTH	WEIGHT EACH	GALVALUME PLUS®	SIGNATURE® 200	SIGNATURE® 300	SIGNATURE® 300 METALLIC
FL-31	10'-2"	16 7/8"	11.12#	✓	✓	✓	✓
FL-31C	12'-0"	16 7/8"	13.13#	✓	✓	✓	✓
FL-31B	14'-0"	16 7/8"	15.32#	✓	✓	✓	✓
FL-31J	16'-0"	16 7/8"	17.51#	✓	✓	✓	✓
FL-31H	20'-2"	16 7/8"	22.07#	✓	✓	✓	✓

Downspout With 45° Elbow



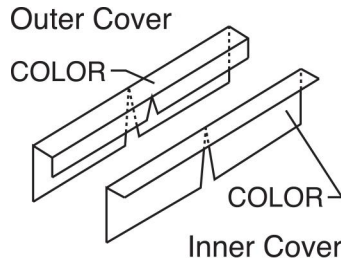
DESCRIPTION				PRICED PER EACH			
PART #	LENGTH	GIRTH	WEIGHT EACH	GALVALUME PLUS®	SIGNATURE® 200	SIGNATURE® 300	SIGNATURE® 300 METALLIC
FL-31A	10'-2"	16 7/8"	11.12#	✓	✓	✓	✓
FL-31D	12'-0"	16 7/8"	13.13#	✓	✓	✓	✓
FL-31E	14'-0"	16 7/8"	15.32#	✓	✓	✓	✓
FL-31I	16'-0"	16 7/8"	17.51#	✓	✓	✓	✓
FL-31G	20'-2"	16 7/8"	22.07#	✓	✓	✓	✓

Downspout Strap



DESCRIPTION				PRICED PER EACH			
PART #	LENGTH	GIRTH	WEIGHT EACH	GALVALUME PLUS®	SIGNATURE® 200	SIGNATURE® 300	SIGNATURE® 300 METALLIC
FL-797	1"	10"	.05#	✓	✓	✓	✓

Rib Covers

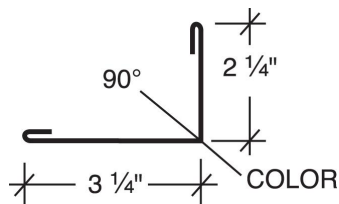


Note:

- Use with BattenLok®
- Both parts must be used at each roof to fascia transition
- 24 gauge material

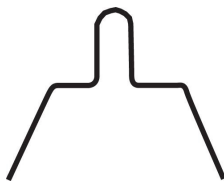
DESCRIPTION			PRICED PER EACH			
PART #	LENGTH	WEIGHT EACH	GALVALUME PLUS®	SIGNATURE® 200	SIGNATURE® 300	SIGNATURE® 300 METALLIC
FL-249A	8"	.21#	✓	✓	✓	✓
FL-249B	8"	.11#	✓	✓	✓	✓

Light Transmitting Panel Trim



DESCRIPTION				PRICED PER EACH			
PART #	LENGTH	GIRTH	WEIGHT EACH	GALVALUME PLUS®	SIGNATURE® 200	SIGNATURE® 300	SIGNATURE® 300 METALLIC
FL-568	10'-2"	6½"	4.29#	✓	✓	✓	✓

Double-Lok® Repair Cap

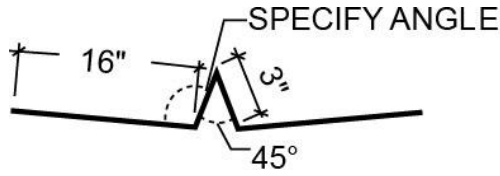


Note:

- Use with Double-Lok® panels only
- Double-Lok® Repair Caps are made from .060" extruded aluminum
- Mill Finish in stock
- Allow 15 day lead time for other standard colors

DESCRIPTION			PRICED PER EACH	
PART #	LENGTH	WEIGHT EACH	MILL FINISH	COLOR
HW-1210	10'-3"	4.37#	✓	✓

Valley

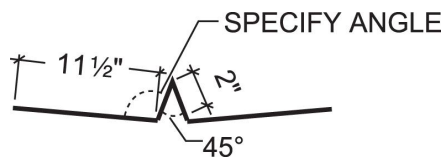


Note:

- Use with Ultra-Dek® or Double-Lok® roof systems - **Standard Width**
- Specify roof slope or angle indicated on drawing
- 24 gauge material

DESCRIPTION				PRICED PER EACH			
PART #	LENGTH	GIRTH	WEIGHT EACH	GALVALUME PLUS®	SIGNATURE® 200	SIGNATURE® 300	SIGNATURE® 300 METALLIC
FL-700	10'-2"	38"	31.44#	✓	✓	✓	✓
FL-702	14'-0"	38"	43.29#	✓	✓	✓	✓

Valley

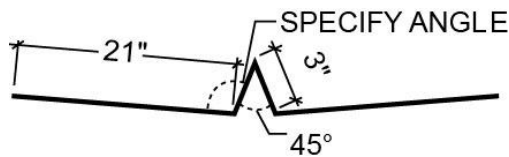


Note:

- Use with BattenLok® HS or SuperLok® roof systems - **Standard Width**
- Specify roof slope or angle indicated on drawing
- 24 gauge material

DESCRIPTION				PRICED PER EACH			
PART #	LENGTH	GIRTH	WEIGHT EACH	GALVALUME PLUS®	SIGNATURE® 200	SIGNATURE® 300	SIGNATURE® 300 METALLIC
FL-705	10'-2"	27"	22.34#	✓	✓	✓	✓
FL-707	20'-2"	27"	46.16#	✓	✓	✓	✓

Valley

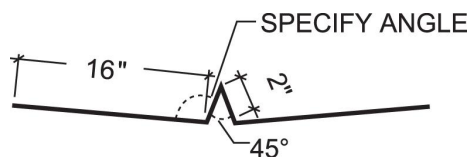


Note:

- Use with Ultra-Dek® or Double-Lok® roof systems - **Extended Width**
- Specify roof slope or angle indicated on drawing
- 24 gauge material

DESCRIPTION				PRICED PER EACH			
PART #	LENGTH	GIRTH	WEIGHT EACH	GALVALUME PLUS®	SIGNATURE® 200	SIGNATURE® 300	SIGNATURE® 300 METALLIC
FL-708	10'-2"	48"	39.71#	✓	✓	✓	✓

Valley

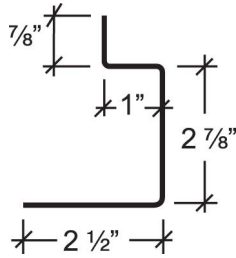


Note:

- Use with BattenLok® HS or SuperLok® roof systems - **Extended Width**
- Specify roof slope or angle indicated on drawing
- 24 gauge material

DESCRIPTION				PRICED PER EACH			
PART #	LENGTH	GIRTH	WEIGHT EACH	GALVALUME PLUS®	SIGNATURE® 200	SIGNATURE® 300	SIGNATURE® 300 METALLIC
FL-711	10'-2"	36"	31.13#	✓	✓	✓	✓

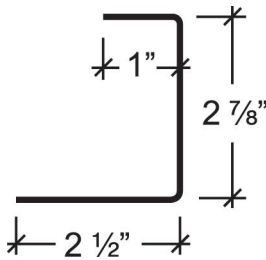
BattenLok® HS - Alternate Ridge Channel



Note:
• 18 gauge material

DESCRIPTION				PRICED PER EACH
PART #	LENGTH	GIRTH	WEIGHT EACH	GALVALUME
FL-648	10'-0"	7 1/4"	12.02#	✓

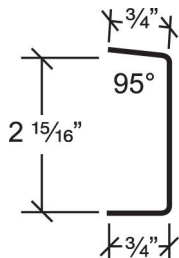
BattenLok® HS - Alternate Transition Channel



Note:
• 18 gauge material

DESCRIPTION				PRICED PER EACH
PART #	LENGTH	GIRTH	WEIGHT EACH	GALVALUME
FL-649	10'-0"	3 3/8"	10.57#	✓

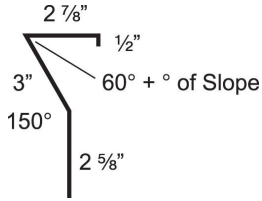
BattenLok® HS - Alternate Channel Coupler



Note:
• 18 gauge material
• Use with FL-648 Alternate Ridge Channel or FL-649 Alternate Transition Channel

DESCRIPTION				PRICED PER EACH
PART #	LENGTH	GIRTH	WEIGHT EACH	GALVALUME
FL-650	5"	7 1/16"	.29#	✓

BattenLok® HS - SLX-7 Eave Support

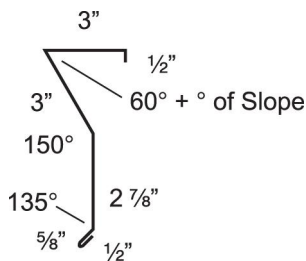


Note:

- 16 gauge material
- Specify roof slope
- Use with fixed eave attachment

DESCRIPTION				PRICED PER EACH
PART #	LENGTH	GIRTH	WEIGHT EACH	GALVANIZED
HW-7649	10'-0"	8 ¹⁵ / ₁₆ "	18.15#	✓

BattenLok® HS - Alternate SLX-7 Eave Trim

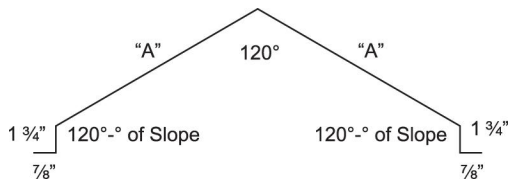


Note:

- Not for use as a structural attachment
- Specify roof slope

DESCRIPTION				PRICED PER EACH			
PART #	LENGTH	GIRTH	WEIGHT EACH	GALVALUME PLUS®	SIGNATURE® 200	SIGNATURE® 300	SIGNATURE® 300 METALLIC
FL-644	10'-2"	10 ¹ / ₂ "	6.92#	✓	✓	✓	✓

BattenLok® HS - Alternate SLX Ridge Trim

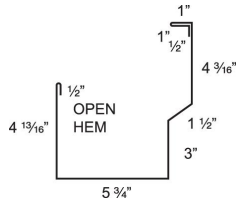


Note:

- Specify roof slope

DESCRIPTION					PRICED PER EACH				
PART #	DIM "A"	LENGTH	GIRTH	ROOF SLOPE	WEIGHT EACH	GALVALUME PLUS®	SIGNATURE® 200	SIGNATURE® 300	SIGNATURE® 300 METALLIC
FL-646	7 ³ / ₈ "	10'-2"	20"	1/2-1:12	13.19#	✓	✓	✓	✓
FL-646A	7 ⁵ / ₈ "	10'-2"	20 ¹ / ₂ "	1 ¹ / ₆ -2:12"	13.52#	✓	✓	✓	✓
FL-646B	8"	10'-2"	21 ¹ / ₄ "	2 ¹ / ₆ -3:12"	14.01#	✓	✓	✓	✓
FL-646C	8 ¹ / ₄ "	10'-2"	21 ³ / ₄ "	3 ¹ / ₆ -4:12"	14.34#	✓	✓	✓	✓

BattenLok® HS - Alternate SLX Gutter- Box

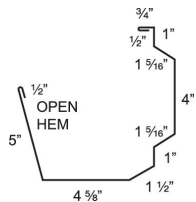


Note:

- Use with HW-1211 Gutter Hanger

DESCRIPTION				PRICED PER EACH			
PART #	LENGTH	GIRTH	WEIGHT EACH	GALVALUME PLUS®	SIGNATURE® 200	SIGNATURE® 300	SIGNATURE® 300 METALLIC
FL-630	10'-2"	22 1/4"	14.67#	✓	✓	✓	✓

BattenLok® HS - Alternate SLX Gutter- Standard

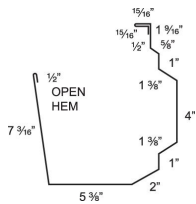


Note:

- Use with HW-1211 Gutter Hanger

DESCRIPTION				PRICED PER EACH			
PART #	LENGTH	GIRTH	WEIGHT EACH	GALVALUME PLUS®	SIGNATURE® 200	SIGNATURE® 300	SIGNATURE® 300 METALLIC
FL-632	10'-2"	21 1/2"	14.18#	✓	✓	✓	✓

BattenLok® HS - Alternate SLX Gutter- SW Large

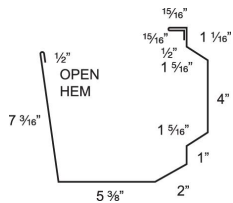


Note:

- Use with HW-1211 Gutter Hanger

DESCRIPTION				PRICED PER EACH			
PART #	LENGTH	GIRTH	WEIGHT EACH	GALVALUME PLUS®	SIGNATURE® 200	SIGNATURE® 300	SIGNATURE® 300 METALLIC
FL-634	10'-2"	28 3/8"	18.71#	✓	✓	✓	✓

BattenLok® HS - Alternate SLX Gutter- Snow Large

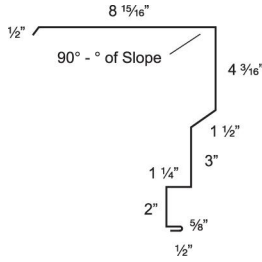


Note:

- Use with HW-1211 Gutter Hanger

DESCRIPTION				PRICED PER EACH			
PART #	LENGTH	GIRTH	WEIGHT EACH	GALVALUME PLUS®	SIGNATURE® 200	SIGNATURE® 300	SIGNATURE® 300 METALLIC
FL-636	10'-2"	26 1/8"	17.23#	✓	✓	✓	✓

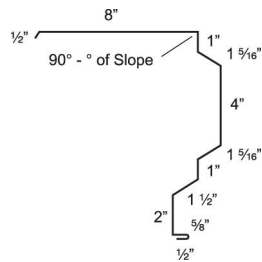
BattenLok® HS - Alternate SLX Fascia - Box



Note:
• Specify roof slope.

DESCRIPTION				PRICED PER EACH			
PART #	LENGTH	GIRTH	WEIGHT EACH	GALVALUME PLUS®	SIGNATURE® 200	SIGNATURE® 300	SIGNATURE® 300 METALLIC
FL-638	10'-2"	22 1/2"	14.84#	✓	✓	✓	✓

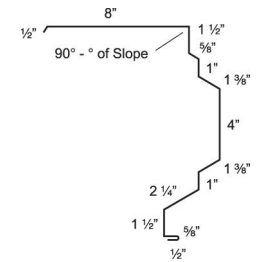
BattenLok® HS - Alternate SLX Fascia - Std



Note:
• Specify roof slope.

DESCRIPTION				PRICED PER EACH			
PART #	LENGTH	GIRTH	WEIGHT EACH	GALVALUME PLUS®	SIGNATURE® 200	SIGNATURE® 300	SIGNATURE® 300 METALLIC
FL-640	10'-2"	22 3/4"	14.34#	✓	✓	✓	✓

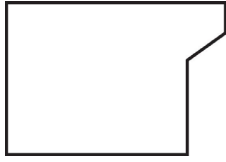
BattenLok® HS - Alternate SLX Fascia - Large



Note:
• Specify roof slope.

DESCRIPTION				PRICED PER EACH			
PART #	LENGTH	GIRTH	WEIGHT EACH	GALVALUME PLUS®	SIGNATURE® 200	SIGNATURE® 300	SIGNATURE® 300 METALLIC
FL-642	10'-2"	24 1/4"	15.99#	✓	✓	✓	✓

BattenLok® HS - SLX Box End Cap

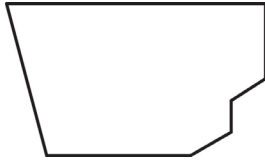


Note:

- Use with FL-630 Alternate SLX Gutter - Box
- Specify left or right

DESCRIPTION		PRICED PER EACH			
PART #	WEIGHT EACH	GALVALUME PLUS®	SIGNATURE® 200	SIGNATURE® 300	SIGNATURE® 300 METALLIC
FL-651	.22#	✓	✓	✓	✓

BattenLok® HS - SLX Standard End Cap

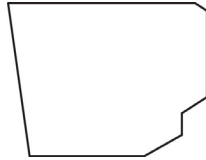


Note:

- Use with FL-632 Alternate SLX Gutter - Standard
- Specify left or right

DESCRIPTION		PRICED PER EACH			
PART #	WEIGHT EACH	GALVALUME PLUS®	SIGNATURE® 200	SIGNATURE® 300	SIGNATURE® 300 METALLIC
FL-652	.30#	✓	✓	✓	✓

BattenLok® HS - SLX Snow Large End Cap

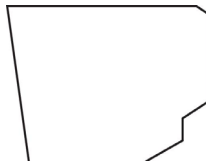


Note:

- Use with FL-636 Alternate SLX Gutter - Snow Large
- Specify left or right

DESCRIPTION		PRICED PER EACH			
PART #	WEIGHT EACH	GALVALUME PLUS®	SIGNATURE® 200	SIGNATURE® 300	SIGNATURE® 300 METALLIC
FL-653	.44#	✓	✓	✓	✓

BattenLok® HS - SLX Sidewall Large End Cap



Note:

- Use with FL-634 Alternate SLX Gutter - Sidewall Large
- Specify left or right

DESCRIPTION		PRICED PER EACH			
PART #	WEIGHT EACH	GALVALUME PLUS®	SIGNATURE® 200	SIGNATURE® 300	SIGNATURE® 300 METALLIC
FL-654	.53#	✓	✓	✓	✓

Trim Pricing:

- Galvalume Plus® and Signature® 200 trim is 26 gauge material unless noted. 24 gauge is available on request.
- Signature® 300 and Signature® 300 Metallic colors are available in 24 gauge only. See Architectural color chart.
- Add \$8.00 per square for embossing.
- When ordering standard trim in custom lengths, use price per linear foot for standard trim plus a 10% surcharge.
- Prices **do not** include standard packaging.
- Strippable film available for trim upon request. Add \$0.10 per square foot.

Packaging Cost:

- Trim with girth greater than 15" 20 pieces/carton
- Trim with girth less than 15" 50 pieces/carton
- Downspouts 12/carton
- Standard Packaging: Cardboard with metal bands \$3.44/linear foot
- LTL Packaging: Cardboard with wood blocks and metal bands \$4.63/linear foot
- Plywood crating \$17.05/linear foot
- Paper wrap only (For customer pick-up only) \$12.00
- Minimum packaging charge \$30.00
- Minimum crating charge \$75.00
- Special packaging Please Inquire

Delivery:

- 26 gauge colors (see color chart) Approximately 5 Working Days
- Other gauges, colors and metals Please inquire

Price Your Own Special Trim:

- Calculate the number of square feet of material (girth x length).
- Multiply number of square feet by the appropriate square foot price (see chart below).
- Add \$1.60 for each break and \$3.20 for each hem.
- Add appropriate packaging costs.
- Specify the side with the color or finished coat.
- Send sketch of the special flashing to with order.
- If more than one special trim is required, number them SF1, SF2, SF3, etc.

DESCRIPTION	PRICED PER EACH			
GAUGE	GALVALUME PLUS®	SIGNATURE® 200	SIGNATURE® 300	SIGNATURE® 300 METALLIC
26	✓	✓	Please Inquire	Please Inquire
24	✓	✓	✓	✓



mbci.com

Contact Us:

Houston, TX: 281.407.6915
Adel, GA: 888.514.6062
Atlanta, GA: 678.337.1619
Atwater, CA: 209.445.3891

Indianapolis, IN: 317.364.4329
Lubbock, TN: 806.224.2724
Oklahoma City, OK: 405.492.6968
Phoenix, AZ: 480.630.3022

Rome, NY: 315.371.4330
Salt Lake City, UT: 385.715.2952
San Antonio, TX: 210.888.9768